



MUNICIPALITY OF NEW LEBANON

198 S. Clayton Rd

New Lebanon, Ohio 45345-9636

937-687-1341-Main Office

937-687-3700-Economic Development Office

937-687-1213-Fax

MEMORANDUM

To: Mayor Nickerson and Village Council Members

From: Rob Anderson, Acting Village Manager

Re: Friday Update

Date: August 2, 2024

Here are some brief updates on your very light agenda for Tuesday night:

- **Proclamation** – honoring 50 years of service of Firefighter Steve Kautz. Steve is the longest serving employee in the history of the Village. At the meeting, the mayor will read and present the proclamation to Firefighter Kautz at Tuesday's meeting.
- Pursuant to C.O. Section 30.03(B)(2)(c) There is a need for an executive session for the purpose of a conference with Interim Law Director for the municipality concerning disputes involving the municipality that are the subject of pending court actions.

Here are some other items for your consideration:

- The application deadline for several open positions is Monday afternoon. I will give an update on the applications we received and the process we will use to fill these positions as part of my comments on Tuesday night.
- As Chief Keyser mentioned at a previous Council meeting, the Fire Department will be holding a ceremony to celebrate Firefighter Steve Kautz's 50 years of service to the New Lebanon Fire Department. The ceremony will be held at the fire station at 115 S. Clayton Road and will begin at 1 pm. Refreshments will be served, and the public is invited and encouraged to attend this celebration.
- Preparations for a Day at the Park are on track. Some of the equipment for the carnival rides will begin to be installed next week. I have been contacted by the NLYA leadership about their soccer schedule and have informed them of the Village's need to use Don Rusk Park next week, but I have offered them the use of the area south of the tennis courts for their practices next week.

Have a great weekend.

**VILLAGE OF NEW LEBANON
SPECIAL COUNCIL MEETING
July 15, 2024, at 6:00 p.m.
Council Chambers**

The meeting was called to order at 6:00 p.m. by Mayor Nickerson. The invocation was given by Council member Back, followed by the Pledge of Allegiance.

VERBAL ROLL CALL OF COUNCIL MEMBERS

Council Members:

Timothy L. Back	Present
Gale B. Joy	Present
Lyndon Perkins	Present
Melissa Sexton	Present
Nicole Adkins	Present
David Nickerson	Present

Others Present

Acting Village Manager Anderson
Interim Law Director Nate Rose

Introduction of Candidates

Mr. Charles Cooper, 443 Hazelhurst Street

Mr. Robert Dennis, 432 Holderman Place

Candidate Opening Statements

Mr. Cooper gave an opening statement.

Mr. Dennis gave an opening statement.

Questions to Candidates from Council

Council Member Sexton asked questions to both candidates.

Questions to Candidates from the Public

None

Mayor Nickerson thanked both candidates.

Candidates Closing Remarks

Mr. Cooper gave closing remarks.

Mr. Dennis gave closing remarks.

Mayor Nickerson again thanked both candidates for showing interest in the Council seat. He mentioned that there are also vacancies on several boards and committees that could also use some volunteers.

ADJOURNMENT

Council member Sexton motioned to adjourn, Council member Back seconded.

Roll Call:

Council Member Sexton	Yes
Council Member Joy	Yes
Council Member Back	Yes
Vice Mayor Adkins	Yes
Mayor Nickerson	Yes
Council Member Perkins	Yes

6 yes 0 no, motion carries.

Meeting adjourned at 6:30 p.m.by Mayor Nickerson.

Approved:

Mayor

Date

Clerk of Council

Date

**VILLAGE OF NEW LEBANON
COUNCIL MEETING
July 16, 2024, at 7:30 p.m.
Council Chambers**

The meeting was called to order at 7:30 p.m. by Mayor Nickerson. The invocation was given by Mayor Nickerson, followed by the Pledge of Allegiance.

Mayor Nickerson asked for thoughts and prayers for Council Member Perkins and his wife as they are struggling with health issues.

VERBAL ROLL CALL OF COUNCIL MEMBERS

Council Members:

Timothy L. Back	Present
Gale B. Joy	Present
Charles Cooper	Present
Lyndon Perkins	Absent
Melissa Sexton	Present
Nicole Adkins	Present
David Nickerson	Present

Others Present

Fire Chief Keyser
Acting Village Manager Anderson
Interim Law Director McNamee

APPROVAL OF MINUTES

- Approval of the July 2, 2024, regular meeting minutes. Vice Mayor Adkins made a motion to approve the July 2, 2024, minutes. Council Member Sexton seconded.

4 yes and 1 no vote, the motion passes and the minutes are approved.

UNFINISHED BUSINESS

Council member Sexton asked about the lights at Don Rusk Park and Access Road lighting.

NEW BUSINESS

RESOLUTION NO: 2024-14 - A Resolution: To Appoint Charles Cooper as Village Council Member.

Council member Sexton's made a motion to approve Resolution 2024-14, Council member Back seconded.

Roll Call:

Council member Sexton	Yes
Council member Back	Yes
Council member Joy	No
Vice-Mayor Adkins	Yes
Mayor Nickerson	Yes

4 yes 1 no vote, the motion passes.

Mayor Nickerson swore in the new council member, Charles Cooper.

RESOLUTION NO: 2024-15 - A Resolution: Authorizing the Acting Village Manager to Execute the Required Liquor License to Allow Beer Sales at A Day at the Park.

Council member Sexton's made a motion to approve Resolution 2024-15, Council member Back seconded.

Roll Call:

Council member Back	Yes
Council member Joy	Yes
Council member Cooper	Yes

Vice-Mayor Adkins	Yes
Council member Sexton	Yes
Mayor Nickerson	Yes

6 yes votes and 0 no votes, the motion is approved.

RESOLUTION NO: 2024-16 – A Resolution: Allowing the Acting Village Manager to List and Sell Surplus Fire Items or Vehicles on GovDeals, 100 Capitol Commerce Blvd, Suite 110, Montgomery, Alabama 36117.

Vice-Mayor Adkins made a motion to approve Resolution 2024-16, Council member Sexton seconded.

Roll Call:

Council member Joy	Yes
Council member Cooper	Yes
Vice-Mayor Adkins	Yes
Council member Back	Yes
Mayor Nickerson	Yes
Council member Sexton	Yes

6 yes votes and 0 no votes, the motion passes.

PUBLIC COMMENTS

Tina Bell, 301 Blosser, asked for prayers for President Trump and his family, spoke on the garden, and asked if there was any information on a pharmacy in town.

Shannon Bemis, 130 Bronwood Street, welcomed Council member Cooper, expressed frustration with Council member Joy making statements on Facebook but not participating in council meetings stating she has emailed and asked him questions on multiple occasions with no response, and spoke on the charter requirements.

ADMINISTRATIVE STAFF COMMENTS

Fire Chief Keyser stated he received the fireworks permit for A Day at the Park. Chief Keyser reminded the council about the Fire employee recognition ceremony in August and asked for a Council members to the R.S.V.P. by the end of the month. The part of the ceremony that is open to the public will be at 1:00 p.m. and the Chief is hoping the new tanker will be delivered by that day so he can also hold a “push-in” ceremony before having refreshments.

Council member Sexton asked Fire Chief Keyser if there was a social media policy for the fire department.

MUNICIPAL MANAGER’S COMMENTS

Council member Back asked for the Interim Municipal Manager to investigate the possibility of time clocks and work orders for Village employees.

Council member Sexton asked about the operator of record we pay and what role the service department workers have with our water system. She also asked about the tall grass in front of the new Dollar General and the overgrown trees coming into the Village on Main Street.

COUNCIL MEMBERS’ COMMENTS

Council member Cooper stated it was an honor to be there.

VICE-MAYOR’S COMMENTS

Vice-Mayor Adkins extended prayers for Mr. Perkins and his wife.

MAYOR’S COMMENTS

None

ADDED TO AGENDA

Shannon Bemis, 130 Bronwood Street, agreed with Council member Sexton about the trees that are overgrown and not being able to see traffic when pulling out of O’Reilly’s, recommended the village look into a social media policy for employees, and spoke on the citizen that was trespassed from the municipal building.

ADJOURNMENT

Council member Sexton motioned to adjourn; Vice-Mayor Adkins seconded.

Roll Call:

Council member Cooper	Yes
Mayor Nickerson	Yes
Council member Sexton	Yes
Council member Back	Yes
Council member Joy	Yes
Vice-Mayor Adkins	Yes

6 yes votes and 0 no votes, the motion passes.

Meeting adjourned at 7:57 p.m.by Mayor Nickerson.

Approved:

Mayor

Date

Clerk of Council

Date

New Lebanon Statement of Cash Position with MTD Totals

From: 1/1/2024 to 7/31/2024

Funds: A01 to H04

Include Inactive Accounts: No
Page Break on Fund: No

Fund	Description	Beginning Balance	Net Revenue MTD	Net Revenue YTD	Net Expenses MTD	Net Expenses YTD	Unexpended Balance	Encumbrance YTD	Ending Balance
A01	GENERAL FUND	\$1,290,882.78	\$115,803.96	\$733,318.18	\$65,312.54	\$750,055.43	\$1,274,145.53	\$79,497.21	\$1,194,648.32
B01	STREET MAINT	\$302,502.66	\$85,615.02	\$347,991.88	\$11,921.69	\$247,306.65	\$403,187.89	\$27,461.48	\$375,726.41
B02	HIGHWAY MAINT	\$60,569.00	\$1,554.57	\$10,724.71	\$474.55	\$3,770.45	\$67,523.26	\$0.00	\$67,523.26
B03	STREET LIGHTING	\$33,694.61	\$0.00	\$58,378.14	\$106.44	\$27,806.68	\$64,266.07	\$0.00	\$64,266.07
B04	PARK DONATION FUND	\$10,988.06	\$0.00	\$575.00	\$0.00	\$0.00	\$11,563.06	\$0.00	\$11,563.06
B05	MONT CO MUNI COURT	\$0.00	\$0.00	\$0.00	\$0.00	\$233.44	(\$233.44)	\$8,000.00	(\$8,233.44)
B06	CARES ACT COVID	\$0.00	\$0.00	\$0.00	\$0.00	\$0.00	\$0.00	\$0.00	\$0.00
B07	AMER RESCUE PLAN	\$38,931.18	\$0.00	\$0.00	\$0.00	\$0.00	\$38,931.18	\$5,155.00	\$33,776.18
B08	FIRE FUND	\$884,680.48	\$159,047.12	\$810,333.89	\$74,007.24	\$967,112.41	\$727,901.96	(\$71,683.23)	\$799,585.19
B09	PERMISSIVE TAX	\$55,366.46	\$858.92	\$5,982.11	\$0.00	\$21,895.84	\$39,452.73	\$0.00	\$39,452.73
B10	POLICE FUND	\$14,606.28	\$184,365.52	\$943,925.96	\$79,438.55	\$764,049.92	\$194,482.32	\$81,260.90	\$113,221.42
B11	INCOME TAX	(\$1,882.35)	\$101,954.15	\$774,092.47	\$101,833.16	\$770,629.79	\$1,580.33	\$1,580.33	\$0.00
B13	ENFORCE AND EDU	\$457.30	\$0.00	\$125.00	\$0.00	\$0.00	\$582.30	\$0.00	\$582.30
B18	FED ASSET FORFEIT	\$0.00	\$0.00	\$0.00	\$0.00	\$0.00	\$0.00	\$0.00	\$0.00
B19	CO ASSET FORFEIT	\$1,278.97	\$0.00	\$0.00	\$0.00	\$0.00	\$1,278.97	\$0.00	\$1,278.97
C01	COMMUNITY ENRICHMENT CENTER	\$253,634.37	\$0.00	\$0.00	\$3,286.54	\$46,415.50	\$207,218.87	\$21,638.78	\$185,580.09
C02	DEBT-MUNI COURT	\$0.00	\$0.00	\$0.00	\$0.00	\$0.00	\$0.00	\$0.00	\$0.00
D01	CONSTR PROJECTS	\$16,540.00	\$0.00	\$0.00	\$360.00	\$13,901.31	\$2,638.69	\$3,090.99	(\$452.30)
D02	SEWER REHAB PROJ	(\$175,573.71)	\$0.00	\$0.00	\$0.00	\$750.00	(\$176,323.71)	\$1,500.00	(\$177,823.71)
D03	CAP IMPROVEMENT	\$344,787.87	\$23,038.94	\$165,165.21	\$0.00	\$83,273.10	\$426,679.98	\$30,000.00	\$396,679.98
D04	ST RESURFACE PROG	\$4,277.46	\$0.00	\$0.00	\$0.00	\$0.00	\$4,277.46	\$0.00	\$4,277.46
E01	WATER FUND	\$429,301.12	\$50,722.07	\$345,356.12	\$38,911.25	\$344,257.23	\$430,400.01	\$100,620.76	\$329,779.25
E02	SEWER FUND	\$71,732.51	\$47,268.46	\$324,332.24	\$40,254.40	\$434,816.29	(\$38,751.54)	\$117,492.18	(\$156,243.72)
G06	GARBAGE & TRASH	\$119,584.15	\$24,857.98	\$163,737.05	\$23,468.43	\$165,695.97	\$117,625.23	\$7,541.56	\$110,083.67
H04	SIDEWALK,CURB,GUTT	\$112.59	\$0.00	\$0.00	\$0.00	\$0.00	\$112.59	\$0.00	\$112.59
Grand Total:		\$3,756,471.79	\$795,086.71	\$4,684,037.96	\$439,374.79	\$4,641,970.01	\$3,798,539.74	\$413,155.96	\$3,385,383.78

New Lebanon Bank Report

Banks: CASH ON HAND to STAR2
As Of: 1/1/2024 to 7/31/2024

Include Inactive Bank Accounts: No

Bank	Beginning Bal.	MTD Revenue	YTD Revenue	MTD Expense	YTD Expense	YTD Other	Ending Bal.
CASH ON HAND	\$300.00	\$0.00	\$0.00	\$0.00	\$0.00	\$0.00	\$300.00
FARMERS & MERCHANTS BANK	\$1,000,000.00	\$0.00	\$0.00	\$0.00	\$0.00	\$0.00	\$1,000,000.00
FARMERS & MERCHANTS BANK	\$345,532.05	\$696,250.74	\$3,597,462.27	\$348,699.65	\$3,611,891.84	\$300,000.00	\$631,102.48
U S BANK, AREA 1 COURT DEBT	\$0.00	\$0.00	\$0.00	\$0.00	\$0.00	\$0.00	\$0.00
KEY CORP,NA	\$0.00	\$0.00	\$0.00	\$0.00	\$0.00	\$0.00	\$0.00
GOVERNMENT INSURED DEPOSIT PROG	\$1,728,005.42	\$4,926.79	\$34,432.75	\$0.00	\$0.00	(\$300,000.00)	\$1,462,438.17
Payroll Bank	\$0.00	\$0.00	\$0.00	\$0.00	\$0.00	\$0.00	\$0.00
PNC BANK	\$0.00	\$0.00	\$0.00	\$0.00	\$0.00	\$0.00	\$0.00
STAR OHIO	\$682,634.32	\$3,234.04	\$22,064.77	\$0.00	\$0.00	\$0.00	\$704,699.09
Grand Total:	\$3,756,471.79	\$704,411.57	\$3,653,959.79	\$348,699.65	\$3,611,891.84	\$0.00	\$3,798,539.74

New Lebanon Bank Report with Transfers

Banks: CASH ON HAND to STAR2
As Of: 1/1/2024 to 7/31/2024

Bank	Include Inactive Bank Accounts: No									
	Beginning Bal.	MTD Revenue	YTD Revenue	MTD Expense	YTD Expense	MTD Trans-In	MTD Trans-Out	YTD Other	YTD Trans-	Ending Bal.
CASH ON HAND	\$300.00	\$0.00	\$0.00	\$0.00	\$0.00	\$0.00	\$0.00	\$0.00	\$0.00	\$300.00
FARM CD	\$1,000,000.00	\$0.00	\$0.00	\$0.00	\$0.00	\$0.00	\$0.00	\$0.00	\$0.00	\$1,000,000.00
FARM CHK	\$345,532.05	\$696,250.74	\$3,597,462.27	\$348,699.65	\$3,611,891.84	\$92,155.75	\$92,155.75	\$300,000.00	\$300,000.00	\$631,102.48
FIRS01	\$0.00	\$0.00	\$0.00	\$0.00	\$0.00	\$0.00	\$0.00	\$0.00	\$0.00	\$0.00
KEY CHK	\$0.00	\$0.00	\$0.00	\$0.00	\$0.00	\$0.00	\$0.00	\$0.00	\$0.00	\$0.00
MEEDER/GIDP	\$1,728,005.42	\$4,926.79	\$34,432.75	\$0.00	\$0.00	\$0.00	\$0.00	(\$300,000.00)	\$0.00	\$1,462,438.17
Payroll Bank	\$0.00	\$0.00	\$0.00	\$0.00	\$0.00	\$0.00	\$0.00	\$0.00	\$0.00	\$0.00
PNC	\$0.00	\$0.00	\$0.00	\$0.00	\$0.00	\$0.00	\$0.00	\$0.00	\$0.00	\$0.00
STAR	\$682,634.32	\$3,234.04	\$22,064.77	\$0.00	\$0.00	\$0.00	\$0.00	\$0.00	\$0.00	\$704,699.09
Grand Total:	\$3,756,471.79	\$704,411.57	\$3,653,959.79	\$348,699.65	\$3,611,891.84	\$92,155.75	\$92,155.75	\$0.00	\$0.00	\$3,798,539.74

New Lebanon Expense Report

Accounts: A011A52110 to H046G52702

Account Access Group: N/A

As Of: 1/1/2024 to 7/31/2024

Include Inactive Accounts: No

Include Pre-Encumbrances: No

Account	Description	Budget	MTD Expense	YTD Expense	UnExp. Balance	Encumbrance	Unenc. Balance	% Used
A01	GENERAL FUND							58.33%
FUND TYPE: A								
LEISURE TIME ACTIVITIES								
GENERAL GOVERNMENT								
A013B52112	NON-UNIFORM WAGES	\$94,000.00	\$3,208.26	\$34,550.35	\$59,449.65	\$0.00	\$59,449.65	36.76%
A013B52113	OVERTIME PAY	\$4,500.00	\$0.00	\$932.50	\$3,567.50	\$0.00	\$3,567.50	20.72%
A013B52114	HOLIDAY PAY	\$0.00	\$0.00	\$0.00	\$0.00	\$0.00	\$0.00	N/A
A013B52115	VACATION PAY	\$1,600.00	\$0.00	\$1,985.98	(\$385.98)	\$0.00	(\$385.98)	124.12%
A013B52116	SICK PAY	\$0.00	\$0.00	\$0.00	\$0.00	\$0.00	\$0.00	N/A
A013B52118	HEALTH INS WAIVER	\$0.00	\$0.00	\$0.00	\$0.00	\$0.00	\$0.00	N/A
A013B52119	OTHER WAGES & PAY	\$0.00	\$0.00	\$0.00	\$0.00	\$0.00	\$0.00	N/A
A013B52120	HRA-HEALTH REIMBURSE	\$0.00	\$0.00	\$0.00	\$0.00	\$0.00	\$0.00	N/A
A013B52121	HOSPITALIZATION	\$25,000.00	\$1,338.14	\$10,905.58	\$14,094.42	\$25.60	\$14,068.82	43.72%
A013B52122	WORKERS COMPENSATIO	\$4,500.00	\$0.00	\$733.08	\$3,766.92	\$0.00	\$3,766.92	16.29%
A013B52125	PUBLIC EMPLOYEES RETIR	\$15,400.00	\$538.44	\$4,518.51	\$10,881.49	\$0.00	\$10,881.49	29.34%
A013B52126	MEDICARE & FICA	\$1,500.00	\$44.94	\$527.10	\$972.90	\$0.00	\$972.90	35.14%
A013B52141	UNIFORMS	\$1,024.99	\$0.00	\$1,049.83	(\$24.84)	\$176.60	(\$201.44)	119.65%
A013B52201	TRAVEL & ASSOCIATED EX	\$0.00	\$0.00	\$0.00	\$0.00	\$0.00	\$0.00	N/A
A013B52202	MILEAGE & ASSOCIATED E	\$0.00	\$0.00	\$0.00	\$0.00	\$0.00	\$0.00	N/A
A013B52300	DUES & FEES	\$0.00	\$0.00	\$0.00	\$0.00	\$0.00	\$0.00	N/A
A013B52310	UTILITIES	\$9,000.00	\$817.73	\$5,745.66	\$3,254.34	\$0.00	\$3,254.34	63.84%
A013B52320	COMMUNICATIONS	\$4,336.00	\$228.39	\$970.98	\$3,365.02	\$566.08	\$2,798.94	35.45%
A013B52330	RENTS & LEASES	\$500.00	\$71.07	\$307.14	\$192.86	\$192.86	\$0.00	100.00%
A013B52340	PROFESSIONAL SERVICES	\$6,533.94	\$102.63	\$4,938.20	\$1,595.74	\$230.74	\$1,365.00	79.11%
A013B52351	MAINTENANCE OF EQUIPM	\$3,000.00	\$0.00	\$453.04	\$2,546.96	\$1,537.50	\$1,009.46	66.35%
A013B52352	MAINTENANCE OF FACILTI	\$1,000.00	\$44.92	\$212.31	\$787.69	\$1,096.65	(\$308.96)	130.90%
A013B52360	INSURANCE & BONDING	\$5,250.00	\$0.00	\$58.75	\$5,191.25	\$0.00	\$5,191.25	1.12%
A013B52370	ADVERTISING	\$0.00	\$0.00	\$0.00	\$0.00	\$0.00	\$0.00	N/A
A013B52380	PRINTING & REPRODUCTIO	\$100.00	\$0.00	\$70.82	\$29.18	\$0.00	\$29.18	70.82%
A013B52390	MISCELLANEOUS CONTRA	\$1,507.47	\$11.95	\$438.93	\$1,068.54	\$98.42	\$970.12	35.65%
A013B52391	BRICK PAVING PROGRAM	\$0.00	\$0.00	\$0.00	\$0.00	\$0.00	\$0.00	N/A
A013B52392	CAMPS AND FESTIVALS	\$12,500.00	\$8,000.00	\$8,102.18	\$4,397.82	\$233.50	\$4,164.32	66.69%
A013B52410	OFFICE SUPPLIES	\$125.00	\$23.18	\$76.97	\$48.03	\$0.00	\$48.03	61.58%
A013B52420	OPERATING SUPPLIES	\$10,054.44	\$41.12	\$1,277.96	\$8,776.48	\$5,056.63	\$3,719.85	63.00%
A013B52421	DIESEL & GASOLINE	\$7,345.03	\$309.63	\$2,681.97	\$4,663.06	\$5,913.06	(\$1,250.00)	117.02%
A013B52430	REPAIR & MAINTENANCE S	\$6,902.81	\$115.62	\$1,961.87	\$4,940.94	\$3,506.60	\$1,434.34	79.22%
A013B52440	SMALL TOOLS & MINOR EQ	\$1,258.88	\$0.00	\$10.60	\$1,248.28	\$750.00	\$498.28	60.42%

Expense Report
As Of: 1/1/2024 to 7/31/2024

Account	Description	Budget	MTD Expense	YTD Expense	UnExp. Balance	Encumbrance	Unenc. Balance	% Used
A013B52510	LAND & LAND IMPROVEME	\$0.00	\$0.00	\$0.00	\$0.00	\$0.00	\$0.00	N/A
A013B52520	CAPITAL EQUIPMENT	\$105,000.00	\$0.00	\$0.00	\$105,000.00	\$0.00	\$105,000.00	0.00%
A013B52530	BUILDINGS & OTHER STRU	\$15,000.00	\$0.00	\$0.00	\$15,000.00	\$0.00	\$15,000.00	0.00%
A013B52702	PARK DONATION FUND TR	\$0.00	\$0.00	\$0.00	\$0.00	\$0.00	\$0.00	N/A
	GENERAL GOVERNMENT Totals:	\$336,938.56	\$14,896.02	\$82,510.31	\$254,428.25	\$19,384.24	\$235,044.01	30.24%
	LEISURE TIME ACTIVITIES Totals:	\$336,938.56	\$14,896.02	\$82,510.31	\$254,428.25	\$19,384.24	\$235,044.01	30.24%
COMMUNITY ENVIRONMENT								
GENERAL/COMMUNITY DEVELOPMENT								
A014X52112	NON-UNIFORM WAGES	\$90,000.00	\$2,168.10	\$28,749.13	\$61,250.87	\$0.00	\$61,250.87	31.94%
A014X52113	OVERTIME PAY	\$1,000.00	\$0.00	\$427.39	\$572.61	\$0.00	\$572.61	42.74%
A014X52114	HOLIDAY PAY	\$0.00	\$0.00	\$0.00	\$0.00	\$0.00	\$0.00	N/A
A014X52115	VACATION PAY	\$2,000.00	\$0.00	\$2,726.42	(\$726.42)	\$0.00	(\$726.42)	136.32%
A014X52116	SICK PAY	\$0.00	\$0.00	\$0.00	\$0.00	\$0.00	\$0.00	N/A
A014X52118	HEALTH INS WAIVER	\$720.00	\$0.00	\$0.00	\$720.00	\$0.00	\$720.00	0.00%
A014X52119	OTHER WAGES & PAY	\$3,000.00	\$3,000.00	\$3,000.00	\$0.00	\$0.00	\$0.00	100.00%
A014X52121	HOSPITALIZATION	\$26,000.00	\$4.10	\$515.39	\$25,484.61	\$2.65	\$25,484.96	1.99%
A014X52122	WORKERS COMPENSATIO	\$4,000.00	\$0.00	\$733.08	\$3,266.92	\$0.00	\$3,266.92	18.33%
A014X52123	UNEMPLOYMENT COMPEN	\$0.00	\$0.00	\$0.00	\$0.00	\$0.00	\$0.00	N/A
A014X52125	PUBLIC EMPLOYEES RETIR	\$15,000.00	\$842.49	\$4,193.49	\$10,806.51	\$0.00	\$10,806.51	27.96%
A014X52126	MEDICARE & FICA	\$1,300.00	\$31.44	\$457.20	\$842.80	\$0.00	\$842.80	35.17%
A014X52201	TRAVEL & ASSOCIATED EX	\$250.00	\$0.00	\$0.00	\$250.00	\$0.00	\$250.00	0.00%
A014X52202	MILEAGE & ASSOCIATED E	\$250.00	\$0.00	\$0.00	\$250.00	\$0.00	\$250.00	0.00%
A014X52320	COMMUNICATIONS	\$4,180.00	\$355.20	\$2,167.27	\$2,012.73	\$1,171.76	\$840.97	79.88%
A014X52330	RENTS & LEASES	\$0.00	\$0.00	\$0.00	\$0.00	\$0.00	\$0.00	N/A
A014X52340	PROFESSIONAL SERVICES	\$5,289.05	\$1,102.56	\$2,693.26	\$2,595.79	\$2,039.59	\$556.20	89.48%
A014X52360	INSURANCE & BONDING	\$500.00	\$0.00	\$0.00	\$500.00	\$0.00	\$500.00	0.00%
A014X52370	ADVERTISING	\$150.00	\$0.00	\$137.36	\$12.64	\$0.00	\$12.64	91.57%
A014X52380	PRINTING & REPRODUCTIO	\$10,000.00	\$0.00	\$0.00	\$10,000.00	\$0.00	\$10,000.00	0.00%
A014X52390	MISCELLANEOUS CONTRA	\$500.00	\$108.33	\$781.50	(\$281.50)	\$1,241.67	(\$1,523.17)	404.63%
A014X52392	YMCA PROGRAM COORDIN	\$0.00	\$0.00	\$0.00	\$0.00	\$0.00	\$0.00	N/A
A014X52393	YMCA EQUIPMENT/MATERI	\$0.00	\$0.00	\$0.00	\$0.00	\$0.00	\$0.00	N/A
A014X52410	OFFICE SUPPLIES	\$1,000.00	\$276.32	\$616.65	\$383.35	\$0.00	\$383.35	61.67%
A014X52420	OPERATING SUPPLIES	\$500.00	\$49.51	\$231.92	\$268.08	\$85.22	\$182.86	63.43%
A014X52421	GASOLINE	\$250.00	\$43.47	\$83.47	\$166.53	\$116.53	\$50.00	80.00%
A014X52440	SMALL TOOLS & MINOR EQ	\$250.00	\$31.43	\$31.43	\$218.57	\$25.98	\$192.59	22.96%
A014X52510	LAND & LAND IMPROVEME	\$0.00	\$0.00	\$0.00	\$0.00	\$0.00	\$0.00	N/A
A014X52520	CAPITAL EQUIPMENT	\$2,500.00	\$0.00	\$0.00	\$2,500.00	\$0.00	\$2,500.00	0.00%
A014X52530	BUILDINGS & OTHER STRU	\$0.00	\$0.00	\$0.00	\$0.00	\$0.00	\$0.00	N/A
A014X52540	OTHER GRANTS	\$0.00	\$0.00	\$0.00	\$0.00	\$0.00	\$0.00	N/A
A014X52700	OTHER	\$1,000.00	\$1,000.00	\$1,000.00	\$0.00	\$0.00	\$0.00	100.00%
	GENERAL/COMMUNITY DEVELOPMENT Totals:	\$169,639.05	\$9,012.95	\$48,544.96	\$121,094.09	\$4,683.40	\$116,410.69	31.38%
	COMMUNITY ENVIRONMENT Totals:	\$169,639.05	\$9,012.95	\$48,544.96	\$121,094.09	\$4,683.40	\$116,410.69	31.38%
GENERAL GOVERNMENT								
ADMINISTRATIVE/FINANCE								
A017A52112	NON-UNIFORM WAGES	\$119,000.00	\$1,101.20	\$20,032.79	\$98,967.21	\$0.00	\$98,967.21	16.83%
A017A52113	OVERTIME PAY	\$300.00	\$10.32	\$60.65	\$239.35	\$0.00	\$239.35	20.22%

Expense Report

As Of: 1/1/2024 to 7/31/2024

Account	Description	Budget	MTD Expense	YTD Expense	UnExp. Balance	Encumbrance	Unenc. Balance	% Used
A017A52114	HOLIDAY PAY	\$0.00	\$0.00	\$0.00	\$0.00	\$0.00	\$0.00	N/A
A017A52115	VACATION PAY	\$1,750.00	\$0.00	\$3,126.48	(\$1,376.48)	\$0.00	(\$1,376.48)	178.66%
A017A52116	SICK PAY	\$0.00	\$0.00	\$0.00	\$0.00	\$0.00	\$0.00	N/A
A017A52118	HEALTH INS WAIVER	\$720.00	\$0.00	\$0.00	\$720.00	\$0.00	\$720.00	0.00%
A017A52119	OTHER WAGES & PAY	\$2,500.00	\$2,500.00	\$2,500.00	\$0.00	\$0.00	\$0.00	100.00%
A017A52120	HRA-HEALTH REIMBURSE	\$0.00	\$0.00	\$0.00	\$0.00	\$0.00	\$0.00	N/A
A017A52121	HOSPITALIZATION	\$30,000.00	\$508.85	\$7,723.92	\$22,276.08	\$117.15	\$22,158.93	26.14%
A017A52122	WORKERS COMPENSATIO	\$1,700.00	\$0.00	\$2,154.80	(\$454.80)	\$0.00	(\$454.80)	126.75%
A017A52123	UNEMPLOYMENT COMPEN	\$0.00	\$0.00	\$0.00	\$0.00	\$0.00	\$0.00	N/A
A017A52125	PUBLIC EMPLOYEES RETIR	\$16,400.00	\$151.20	\$3,069.64	\$13,330.36	\$0.00	\$13,330.36	18.72%
A017A52126	MEDICARE & FICA	\$1,750.00	\$15.45	\$326.43	\$1,423.57	\$0.00	\$1,423.57	18.85%
A017A52201	TRAVEL & ASSOCIATED EX	\$250.00	\$0.00	\$0.00	\$250.00	\$0.00	\$250.00	0.00%
A017A52202	MILEAGE & ASSOCIATED E	\$250.00	\$0.00	\$0.00	\$250.00	\$0.00	\$250.00	0.00%
A017A52300	DUES & FEES	\$600.00	\$0.00	\$544.65	\$55.35	\$0.00	\$955.35	-59.23%
A017A52310	UTILITIES	\$2,500.00	\$197.42	\$1,492.84	\$1,007.16	\$0.00	\$1,007.16	59.71%
A017A52320	COMMUNICATIONS	\$2,536.00	\$239.13	\$1,708.18	\$827.82	\$216.00	\$611.82	75.87%
A017A52330	RENTS & LEASES	\$3,182.26	\$71.07	\$1,617.96	\$1,564.30	\$1,379.30	\$185.00	94.19%
A017A52340	PROFESSIONAL SERVICES	\$209,189.05	\$10,102.62	\$133,779.53	\$75,409.52	\$12,564.60	\$62,844.92	69.96%
A017A52351	EQUIPMENT MAINTENANC	\$250.00	\$31.78	\$31.78	\$218.22	\$0.00	\$218.22	12.71%
A017A52352	FACILITIES MAINTENANCE	\$1,000.00	\$418.67	\$515.59	\$484.41	\$296.64	\$187.77	81.22%
A017A52360	INSURANCE & BONDING	\$7,700.00	\$0.00	\$0.00	\$7,700.00	\$205.34	\$7,494.66	2.67%
A017A52370	ADVERTISING	\$250.00	\$0.00	\$0.00	\$250.00	\$0.00	\$250.00	0.00%
A017A52380	PRINTING & REPRODUCTIO	\$500.00	\$0.00	\$243.90	\$256.10	\$0.00	\$256.10	48.78%
A017A52390	MISCELLANEOUS CONTRA	\$4,000.00	\$99.54	\$4,230.23	(\$230.23)	\$291.72	(\$521.95)	113.05%
A017A52410	OFFICE SUPPLIES	\$2,000.00	\$170.17	\$649.83	\$1,350.17	\$24.66	\$1,325.51	33.72%
A017A52420	OPERATING SUPPLIES	\$885.37	\$13.30	\$455.56	\$429.81	\$85.22	\$344.59	61.08%
A017A52421	DIESEL & GASOLINE	\$250.00	\$0.00	\$0.00	\$250.00	\$0.00	\$250.00	0.00%
A017A52430	REPAIR & MAINTENANCE	\$500.00	\$0.00	\$0.00	\$500.00	\$0.00	\$500.00	0.00%
A017A52440	SMALL TOOLS & MINOR EQ	\$101,000.00	\$31.43	\$113.40	\$100,886.60	\$0.00	\$100,886.60	0.11%
A017A52520	CAPITAL EQUIPMENT	\$35,000.00	\$0.00	\$0.00	\$35,000.00	\$0.00	\$35,000.00	0.00%
A017A52530	BUILDING & STRUCTURES	\$19,902.00	\$0.00	\$0.00	\$19,902.00	(\$98.00)	\$20,000.00	-0.49%
A017A52700	OTHER	\$2,269.47	\$2,011.88	\$2,011.88	\$257.59	(\$230.53)	\$488.12	78.49%
A017A52701	OVERPAYMENTS RETURN	\$250.00	\$0.00	\$0.00	\$250.00	\$0.00	\$250.00	0.00%
	ADMINISTRATIVE/FINANCE Totals:	\$568,384.15	\$17,674.03	\$186,390.04	\$381,994.11	\$13,952.10	\$368,042.01	35.25%
	GENERAL GOVERNMENT							
A017B52112	NON-UNIFORM WAGES	\$8,400.00	\$600.00	\$4,800.00	\$3,600.00	\$0.00	\$3,600.00	57.14%
A017B52122	WORKERS COMPENSATIO	\$400.00	\$0.00	\$72.19	\$327.81	\$0.00	\$327.81	18.05%
A017B52125	PUBLIC EMPLOYEES RETIR	\$525.00	(\$491.39)	\$167.99	\$357.01	\$0.00	\$357.01	32.00%
A017B52126	MEDICARE & FICA	\$750.00	\$33.50	\$280.38	\$469.62	\$0.00	\$469.62	37.38%
A017B52201	TRAVEL & ASSOCIATED EX	\$0.00	\$0.00	\$0.00	\$0.00	\$0.00	\$0.00	N/A
A017B52202	MILEAGE & ASSOCIATED E	\$0.00	\$0.00	\$0.00	\$0.00	\$0.00	\$0.00	N/A
A017B52300	DUES & FEES	\$100.00	\$0.00	\$900.00	(\$800.00)	\$0.00	(\$800.00)	900.00%
A017B52340	PROFESSIONAL SERVICES	\$287.50	\$12.50	\$130.00	\$157.50	\$132.50	\$25.00	91.30%
A017B52360	INSURANCE & BONDING	\$0.00	\$0.00	\$0.00	\$0.00	\$0.00	\$0.00	N/A
A017B52370	ADVERTISING	\$0.00	\$0.00	\$0.00	\$0.00	\$0.00	\$0.00	N/A
A017B52380	PRINTING & REPRODUCTIO	\$0.00	\$0.00	\$0.00	\$0.00	\$0.00	\$0.00	N/A

Expense Report
As Of: 1/1/2024 to 7/31/2024

Account	Description	Budget	MTD Expense	YTD Expense	UnExp. Balance	Encumbrance	Unenc. Balance	% Used
A017B52390	MISCELLANEOUS CONTRA	\$1,500.00	\$108.33	\$758.33	\$741.67	\$1,241.67	(\$500.00)	133.33%
A017B52410	OFFICE SUPPLIES	\$205.52	\$0.00	\$204.89	\$0.63	\$0.00	\$0.63	99.69%
A017B52420	OPERATING SUPPLIES	\$50.00	\$0.00	\$37.00	\$13.00	\$0.00	\$13.00	74.00%
A017B52520	CAPITAL EXPENSE	\$0.00	\$0.00	\$0.00	\$0.00	\$0.00	\$0.00	N/A
	GENERAL GOVERNMENT Totals:	\$12,218.02	\$262.94	\$7,350.78	\$4,867.24	\$1,374.17	\$3,493.07	71.41%
	VILLAGE ENGINEER							
A017E52300	DUES & FEES	\$100.00	\$0.00	\$0.00	\$100.00	\$0.00	\$100.00	0.00%
A017E52340	PROFESSIONAL SERVICES	\$90,000.00	\$2,150.00	\$2,150.00	\$87,850.00	\$12,850.00	\$75,000.00	16.67%
A017E52390	MISCELLANEOUS CONTRA	\$250.00	\$0.00	\$0.00	\$250.00	\$0.00	\$250.00	0.00%
	VILLAGE ENGINEER Totals:	\$90,350.00	\$2,150.00	\$2,150.00	\$88,200.00	\$12,850.00	\$75,350.00	16.60%
	COUNTY AUDITOR & TREASURER FEE							
A017G52341	ELECTION EXPENSE	\$2,000.00	\$0.00	\$9,723.50	(\$7,723.50)	\$0.00	(\$7,723.50)	486.18%
A017G52342	COUNTY HEALTH DEPART	\$0.00	\$0.00	\$0.00	\$0.00	\$0.00	\$0.00	N/A
A017G52343	ADVERTISING DELINQUEN	\$500.00	\$0.00	\$382.61	\$117.39	\$0.00	\$117.39	76.52%
A017G52344	LESS ADVANCES	\$0.00	\$0.00	\$0.00	\$0.00	\$0.00	\$0.00	N/A
A017G52345	AUDITOR & TREASURER F	\$1,250.00	\$0.00	\$687.08	\$562.92	\$0.00	\$562.92	54.97%
A017G52390	MISCELLANEOUS CONTRA	\$0.00	\$0.00	\$0.00	\$0.00	\$0.00	\$0.00	N/A
A017G52391	STATE EXAMINER FEE	\$18,000.00	\$0.00	\$0.00	\$18,000.00	\$0.00	\$18,000.00	0.00%
A017G52392	HOMESTEAD & ROLLBACK	\$0.00	\$0.00	\$0.00	\$0.00	\$0.00	\$0.00	N/A
A017G52393	STATE ADMIN FEES	\$16.00	\$0.00	\$5.93	\$10.07	\$0.00	\$10.07	37.06%
A017G52394	BOR REFUND FEES	\$1,000.00	\$0.00	\$0.00	\$1,000.00	\$0.00	\$1,000.00	0.00%
	COUNTY AUDITOR & TREASURER FEE Totals:	\$22,766.00	\$0.00	\$10,799.12	\$11,966.88	\$0.00	\$11,966.88	47.44%
	LAW DIRECTOR							
A017L52112	NON-UNIFORM WAGES	\$0.00	\$0.00	\$0.00	\$0.00	\$0.00	\$0.00	N/A
A017L52122	WORKERS COMPENSATIO	\$0.00	\$0.00	\$0.00	\$0.00	\$0.00	\$0.00	N/A
A017L52125	PUBLIC EMPLOYEES RETIR	\$0.00	\$0.00	\$0.00	\$0.00	\$0.00	\$0.00	N/A
A017L52126	MEDICARE & FICA	\$0.00	\$0.00	\$0.00	\$0.00	\$0.00	\$0.00	N/A
A017L52300	DUES & FEES	\$0.00	\$0.00	\$0.00	\$0.00	\$0.00	\$0.00	N/A
A017L52340	PROFESSIONAL SERVICES	\$37,708.33	\$0.00	\$16,241.15	\$21,467.18	\$10,842.17	\$10,625.01	71.82%
A017L52341	CODE OF ORDINANCES-CD	\$0.00	\$0.00	\$0.00	\$0.00	\$0.00	\$0.00	N/A
A017L52380	PRINTING & REPRODUCTIO	\$0.00	\$0.00	\$0.00	\$0.00	\$0.00	\$0.00	N/A
A017L52420	SUPPLIES	\$250.00	\$0.00	\$0.00	\$250.00	\$0.00	\$250.00	0.00%
	LAW DIRECTOR Totals:	\$37,958.33	\$0.00	\$16,241.15	\$21,717.18	\$10,842.17	\$10,875.01	71.35%
	GENERAL/COMMUNITY DEVELOPMENT							
A017X52112	NON-UNIFORM WAGES	\$36,000.00	\$0.00	\$2,408.25	\$33,591.75	\$0.00	\$33,591.75	6.69%
A017X52113	OVERTIME PAY	\$2,500.00	\$0.00	\$0.00	\$2,500.00	\$0.00	\$2,500.00	0.00%
A017X52114	HOLIDAY PAY	\$0.00	\$0.00	\$0.00	\$0.00	\$0.00	\$0.00	N/A
A017X52115	VACATION PAY	\$1,000.00	\$0.00	\$0.00	\$1,000.00	\$0.00	\$1,000.00	0.00%
A017X52116	SICK PAY	\$0.00	\$0.00	\$0.00	\$0.00	\$0.00	\$0.00	N/A
A017X52119	OTHER WAGES & PAY	\$5,000.00	\$5,000.00	\$5,000.00	\$0.00	\$0.00	\$0.00	100.00%
A017X52121	HOSPITALIZATION	\$15,500.00	\$0.00	\$0.00	\$15,500.00	\$0.00	\$15,500.00	0.00%
A017X52122	WORKERS COMPENSATIO	\$3,500.00	\$0.00	\$72.19	\$3,427.81	\$0.00	\$3,427.81	2.06%
A017X52123	UNEMPLOYMENT COMPEN	\$0.00	\$0.00	\$0.00	\$0.00	\$0.00	\$0.00	N/A
A017X52125	PUBLIC EMPLOYEE RETIRE	\$5,000.00	\$0.00	\$337.16	\$4,662.84	\$0.00	\$4,662.84	6.74%
A017X52126	MEDICARE & FICA	\$1,100.00	\$0.00	\$34.92	\$1,065.08	\$0.00	\$1,065.08	3.17%
A017X52141	UNIFORMS	\$500.00	\$0.00	\$0.00	\$500.00	\$0.00	\$500.00	0.00%

Expense Report
As Of: 1/1/2024 to 7/31/2024

Account	Description	Budget	MTD Expense	YTD Expense	UnExp. Balance	Encumbrance	Unenc. Balance	% Used
A017X52201	TRAVEL & ASSOCIATED EX	\$0.00	\$0.00	\$0.00	\$0.00	\$0.00	\$0.00	N/A
A017X52202	MILEAGE & ASSOCIATED E	\$0.00	\$0.00	\$0.00	\$0.00	\$0.00	\$0.00	N/A
A017X52300	DUES & FEES	\$150.00	\$3.76	\$3.76	\$146.24	\$0.00	\$146.24	2.51%
A017X52310	UTILITIES	\$0.00	\$0.00	\$0.00	\$0.00	\$0.00	\$0.00	N/A
A017X52320	COMMUNICATIONS	\$250.00	\$0.00	\$0.00	\$250.00	\$0.00	\$250.00	0.00%
A017X52330	RENTS & LEASES	\$0.00	\$0.00	\$0.00	\$0.00	\$0.00	\$0.00	N/A
A017X52340	PROFESSIONAL SERVICES	\$7,701.00	\$0.00	\$0.00	\$7,701.00	(\$799.00)	\$8,500.00	-10.38%
A017X52351	MAINTENANCE OF EQUIPM	\$250.00	\$0.00	\$0.00	\$250.00	\$0.00	\$250.00	0.00%
A017X52352	MAINTENANCE OF FACILITI	\$2,000.00	\$0.00	\$0.00	\$2,000.00	\$749.55	\$1,250.45	37.48%
A017X52360	INSURANCE & BONDING	\$0.00	\$0.00	\$0.00	\$0.00	\$0.00	\$0.00	N/A
A017X52370	ADVERTISING	\$250.00	\$0.00	\$0.00	\$250.00	\$0.00	\$250.00	0.00%
A017X52380	PRINTING & REPRODUCTIO	\$250.00	\$0.00	\$70.82	\$179.18	\$0.00	\$179.18	28.33%
A017X52390	MISCELLANEOUS CONTRA	\$1,500.00	\$0.00	\$44.63	\$1,455.37	\$0.00	\$1,455.37	2.98%
A017X52410	OFFICE SUPPLIES	\$200.00	\$0.00	\$47.32	\$152.68	\$0.00	\$152.68	23.66%
A017X52420	OPERATING SUPPLIES	\$3,500.00	\$0.00	\$89.31	\$3,410.69	\$37.39	\$3,373.30	3.62%
A017X52421	DIESEL & GASOLINE	\$0.00	\$0.00	\$0.00	\$0.00	\$0.00	\$0.00	N/A
A017X52430	REPAIR & MAINTENANCE S	\$250.00	\$0.00	\$0.00	\$250.00	\$0.00	\$250.00	0.00%
A017X52440	SMALL TOOLS & MINOR EQ	\$250.00	\$31.42	\$31.42	\$218.58	\$0.00	\$218.58	12.57%
A017X52510	LAND & LAND IMPROVEME	\$0.00	\$0.00	\$0.00	\$0.00	\$0.00	\$0.00	N/A
A017X52520	CAPITAL EQUIPMENT	\$0.00	\$0.00	\$0.00	\$0.00	\$0.00	\$0.00	N/A
A017X52530	BUILDINGS & STRUCTURE	\$0.00	\$0.00	\$0.00	\$0.00	\$0.00	\$0.00	N/A
A017X52550	STREETS, HIGHWAYS, SID	\$0.00	\$0.00	\$0.00	\$0.00	\$0.00	\$0.00	N/A
A017X52560	UTILITY DISTRIBUTION SYS	\$0.00	\$0.00	\$0.00	\$0.00	\$0.00	\$0.00	N/A
A017X52612	DEBT RETIREMENT/NOTES	\$0.00	\$0.00	\$0.00	\$0.00	\$0.00	\$0.00	N/A
A017X52622	INTEREST/NOTES	\$0.00	\$0.00	\$0.00	\$0.00	\$0.00	\$0.00	N/A
A017X52701	POLICE LEVY TRANSFER	\$500,000.00	\$0.00	\$370,897.87	\$129,102.13	\$0.00	\$129,102.13	74.18%
A017X52702	CDBG TRANSFER	\$0.00	\$0.00	\$0.00	\$0.00	\$0.00	\$0.00	N/A
A017X52703	WATER FUND TRANSFER	\$0.00	\$0.00	\$0.00	\$0.00	\$0.00	\$0.00	N/A
A017X52704	SEWER REHAB TRANSFER	\$0.00	\$0.00	\$0.00	\$0.00	\$0.00	\$0.00	N/A
A017X52705	STREET FUND TRANSFER	\$25,000.00	\$0.00	\$0.00	\$25,000.00	\$0.00	\$25,000.00	0.00%
A017X52706	STORM SEWER PROJECTS	\$0.00	\$0.00	\$0.00	\$0.00	\$0.00	\$0.00	N/A
A017X52707	ADV/TRANS TO CONSTRUC	\$0.00	\$0.00	\$0.00	\$0.00	\$0.00	\$0.00	N/A
A017X52708	OTHER	\$10,000.00	\$8,454.61	\$8,454.61	\$1,545.39	\$0.00	\$1,545.39	84.55%
A017X52709	DISASTER MANAGEMENT	\$20,000.00	\$0.00	\$0.00	\$20,000.00	\$0.00	\$20,000.00	0.00%
A017X59999	CONTINGENCIES	\$25,000.00	\$7,826.81	\$8,576.81	\$16,423.19	\$16,423.19	\$0.00	100.00%
GENERAL/COMMUNITY DEVELOPMENT Totals:		\$666,661.00	\$21,316.60	\$396,069.07	\$270,581.93	\$16,411.13	\$254,170.80	61.87%
GENERAL GOVERNMENT Totals:		\$1,398,327.50	\$41,403.57	\$619,000.16	\$779,327.34	\$55,429.57	\$723,897.77	48.23%
FUND TYPE: A Totals:		\$1,904,905.11	\$65,312.54	\$750,055.43	\$1,154,849.68	\$79,497.21	\$1,075,352.47	43.55%
A01 Total:		\$1,904,905.11	\$65,312.54	\$750,055.43	\$1,154,849.68	\$79,497.21	\$1,075,352.47	43.55%
B01	STREET MAINT							
FUND TYPE: B								
TRANSPORTATION								
GENERAL GOVERNMENT								
B016B52111	UNIFORM WAGES	\$0.00	\$0.00	\$612.69	(\$612.69)	\$0.00	(\$612.69)	N/A
B016B52112	NON-UNIFORM WAGES	\$75,000.00	\$4,033.04	\$40,319.50	\$34,680.50	\$0.00	\$34,680.50	53.76%

Target Percent: 58.33%

Expense Report
As Of: 1/1/2024 to 7/31/2024

Account	Description	Budget	MTD Expense	YTD Expense	UnExp. Balance	Encumbrance	Unenc. Balance	% Used
B016B52113	OVERTIME PAY	\$14,000.00	\$168.63	\$4,460.72	\$9,539.28	\$0.00	\$9,539.28	31.86%
B016B52114	HOLIDAY PAY	\$0.00	\$0.00	\$0.00	\$0.00	\$0.00	\$0.00	N/A
B016B52115	VACATION PAY	\$2,000.00	\$0.00	\$1,674.91	\$325.09	\$0.00	\$325.09	83.75%
B016B52116	SICK PAY	\$0.00	\$0.00	\$0.00	\$0.00	\$0.00	\$0.00	N/A
B016B52118	HEALTH INS WAIVER	\$120.00	\$0.00	\$0.00	\$120.00	\$0.00	\$120.00	0.00%
B016B52119	OTHER WAGES & PAY	\$0.00	\$0.00	\$0.00	\$0.00	\$0.00	\$0.00	N/A
B016B52120	HRA-HEALTH REIMBURSM	\$0.00	\$0.00	\$0.00	\$0.00	\$0.00	\$0.00	N/A
B016B52121	HOSPITALIZATION	\$20,000.00	\$1,791.18	\$13,667.90	\$6,332.10	\$24.00	\$6,308.10	68.46%
B016B52122	WORKERS COMPENSATIO	\$4,000.00	\$0.00	\$1,127.38	\$2,872.62	\$0.00	\$2,872.62	28.18%
B016B52123	UNEMPLOYMENT COMPEN	\$0.00	\$0.00	\$0.00	\$0.00	\$0.00	\$0.00	N/A
B016B52125	PUBLIC EMPLOYEES RETIR	\$11,200.00	\$667.72	\$5,766.80	\$5,433.20	\$0.00	\$5,433.20	51.49%
B016B52126	MEDICARE & FICA	\$1,300.00	\$58.30	\$657.08	\$642.92	\$0.00	\$642.92	50.54%
B016B52141	UNIFORMS	\$1,224.99	\$0.00	\$1,049.84	\$175.15	\$176.60	(\$1.45)	100.12%
B016B52201	TRAVEL & ASSOCIATED EX	\$0.00	\$0.00	\$0.00	\$0.00	\$0.00	\$0.00	N/A
B016B52202	MILEAGE & ASSOCIATED E	\$0.00	\$0.00	\$0.00	\$0.00	\$0.00	\$0.00	N/A
B016B52300	DUES & FEES	\$200.00	\$0.00	\$0.00	\$200.00	\$0.00	\$200.00	0.00%
B016B52310	UTILITIES	\$5,500.00	\$357.11	\$3,222.03	\$2,277.97	\$0.00	\$2,277.97	58.58%
B016B52320	COMMUNICATIONS	\$6,018.00	\$455.54	\$2,212.97	\$3,805.03	\$470.08	\$3,334.95	44.58%
B016B52330	RENTS & LEASES	\$1,500.00	\$71.07	\$307.14	\$1,192.86	\$192.86	\$1,000.00	33.33%
B016B52340	PROFESSIONAL SERVICES	\$7,033.94	\$102.62	\$5,070.07	\$1,963.87	\$230.74	\$1,733.13	75.36%
B016B52351	MAINTENANCE OF EQUIPM	\$2,000.00	\$0.00	\$0.00	\$2,000.00	\$1,887.50	\$112.50	94.38%
B016B52352	MAINTENANCE OF FACILITI	\$1,000.00	\$44.92	\$122.34	\$877.66	\$296.64	\$581.02	41.90%
B016B52360	INSURANCE & BONDING	\$5,500.00	\$0.00	\$58.75	\$5,441.25	\$0.00	\$5,441.25	1.07%
B016B52370	ADVERTISING	\$750.00	\$0.00	\$0.00	\$750.00	\$0.00	\$750.00	0.00%
B016B52380	PRINTING & REPRODUCTIO	\$0.00	\$0.00	\$70.82	(\$70.82)	\$0.00	(\$70.82)	N/A
B016B52390	MISCELLANEOUS CONTRA	\$1,007.47	\$11.95	\$398.41	\$609.06	\$98.41	\$510.65	49.31%
B016B52410	OFFICE SUPPLIES	\$150.00	\$0.00	\$53.79	\$96.21	\$0.00	\$96.21	35.86%
B016B52420	OPERATING SUPPLIES	\$9,554.45	\$41.12	\$1,287.44	\$8,267.01	\$7,556.62	\$710.39	92.56%
B016B52421	DIESEL & GASOLINE	\$7,845.03	\$309.63	\$2,681.97	\$5,163.06	\$5,913.06	(\$750.00)	109.56%
B016B52430	REPAIR & MAINTENANCE S	\$9,902.80	\$306.26	\$3,003.50	\$6,899.30	\$9,864.97	(\$2,965.67)	129.95%
B016B52440	SMALL TOOLS & MINOR EQ	\$1,008.88	\$0.00	\$10.60	\$998.28	\$750.00	\$248.28	75.39%
B016B52510	LAND & LAND IMPROVEME	\$0.00	\$0.00	\$0.00	\$0.00	\$0.00	\$0.00	N/A
B016B52520	CAPITAL EQUIPMENT	\$35,000.00	\$0.00	\$14,250.00	\$20,750.00	\$0.00	\$20,750.00	40.71%
B016B52530	BUILDINGS & OTHER STRU	\$0.00	\$0.00	\$0.00	\$0.00	\$0.00	\$0.00	N/A
B016B52550	LEVY PROJECTS	\$225,000.00	\$0.00	\$0.00	\$225,000.00	\$0.00	\$225,000.00	0.00%
B016B52560	UTILITY DISTRIBUTION SYS	\$15,000.00	\$0.00	\$7,886.31	\$7,113.69	\$0.00	\$7,113.69	52.58%
B016B52622	INTEREST/NOTES	\$0.00	\$0.00	\$0.00	\$0.00	\$0.00	\$0.00	N/A
B016B52623	OPWC PAYMENT	\$150,000.00	\$3,502.60	\$134,958.70	\$15,041.30	\$0.00	\$15,041.30	89.97%
B016B52700	OTHER	\$0.00	\$0.00	\$0.00	\$0.00	\$0.00	\$0.00	N/A
B016B52701	TRANSFER TO CAP PROJE	\$0.00	\$0.00	\$0.00	\$0.00	\$0.00	\$0.00	N/A
GENERAL GOVERNMENT Totals:								
		\$612,815.56	\$11,921.69	\$244,931.66	\$367,883.90	\$27,461.48	\$340,422.42	44.45%
COUNTY AUDITOR & TREASURER FEE								
B016G52343	ADVERTISING DELINQUEN	\$4,000.00	\$0.00	\$739.11	\$3,260.89	\$0.00	\$3,260.89	18.48%
B016G52345	AUDITOR & TREASURER F	\$3,500.00	\$0.00	\$1,616.07	\$1,883.93	\$0.00	\$1,883.93	46.17%
B016G52392	HOMESTEAD & ROLLBACK	\$0.00	\$0.00	\$0.00	\$0.00	\$0.00	\$0.00	N/A
B016G52393	STATE ADMIN FEES	\$150.00	\$0.00	\$19.81	\$130.19	\$0.00	\$130.19	13.21%

Expense Report
As Of: 1/1/2024 to 7/31/2024

Account	Description	Budget	MTD Expense	YTD Expense	UnExp. Balance	Encumbrance	Unenc. Balance	% Used
B016G52394	BOR REFUND FEES	\$150.00	\$0.00	\$0.00	\$150.00	\$0.00	\$150.00	0.00%
	COUNTY AUDITOR & TREASURER FEE Totals:	\$7,800.00	\$0.00	\$2,374.99	\$5,425.01	\$0.00	\$5,425.01	30.45%
	TRANSPORTATION Totals:	\$620,615.56	\$11,921.69	\$247,306.65	\$373,308.91	\$27,461.48	\$345,847.43	44.27%
	FUND TYPE: B Totals:	\$620,615.56	\$11,921.69	\$247,306.65	\$373,308.91	\$27,461.48	\$345,847.43	44.27%
B01 Total:		\$620,615.56	\$11,921.69	\$247,306.65	\$373,308.91	\$27,461.48	\$345,847.43	44.27%
B02	HIGHWAY MAINT							
FUND TYPE: B								
TRANSPORTATION								
GENERAL GOVERNMENT								
B026B52112	NON-UNIFORM WAGES	\$4,000.00	\$263.38	\$1,644.40	\$2,355.60	\$0.00	\$2,355.60	41.11%
B026B52113	OVERTIME PAY	\$100.00	\$0.00	\$51.00	\$49.00	\$0.00	\$49.00	51.00%
B026B52114	HOLIDAY PAY	\$0.00	\$0.00	\$0.00	\$0.00	\$0.00	\$0.00	N/A
B026B52115	VACATION PAY	\$150.00	\$0.00	\$311.09	(\$161.09)	\$0.00	(\$161.09)	207.39%
B026B52116	SICK PAY	\$0.00	\$0.00	\$0.00	\$0.00	\$0.00	\$0.00	N/A
B026B52118	HEALTH INS WAIVER	\$0.00	\$0.00	\$0.00	\$0.00	\$0.00	\$0.00	N/A
B026B52119	OTHER WAGES & PAY	\$0.00	\$0.00	\$0.00	\$0.00	\$0.00	\$0.00	N/A
B026B52120	HRA-HEALTH REIMBURSE	\$0.00	\$0.00	\$0.00	\$0.00	\$0.00	\$0.00	N/A
B026B52121	HOSPITALIZATION	\$1,500.00	\$0.00	\$332.14	\$1,167.86	\$0.00	\$1,167.86	22.14%
B026B52122	WORKERS COMPENSATIO	\$200.00	\$0.00	\$72.19	\$127.81	\$0.00	\$127.81	36.10%
B026B52123	UNEMPLOYMENT COMPEN	\$0.00	\$0.00	\$0.00	\$0.00	\$0.00	\$0.00	N/A
B026B52125	PUBLIC EMPLOYEES RETIR	\$650.00	\$39.58	\$200.49	\$449.51	\$0.00	\$449.51	30.84%
B026B52126	MEDICARE & FICA	\$75.00	\$3.64	\$28.05	\$46.95	\$0.00	\$46.95	37.40%
B026B52201	TRAVEL & ASSOCIATED EX	\$0.00	\$0.00	\$0.00	\$0.00	\$0.00	\$0.00	N/A
B026B52202	MILEAGE & ASSOCIATED E	\$0.00	\$0.00	\$0.00	\$0.00	\$0.00	\$0.00	N/A
B026B52310	UTILITIES	\$1,750.00	\$167.95	\$1,131.09	\$618.91	\$0.00	\$618.91	64.63%
B026B52320	COMMUNICATIONS	\$0.00	\$0.00	\$0.00	\$0.00	\$0.00	\$0.00	N/A
B026B52330	RENTS & LEASES	\$0.00	\$0.00	\$0.00	\$0.00	\$0.00	\$0.00	N/A
B026B52340	PROFESSIONAL SERVICES	\$0.00	\$0.00	\$0.00	\$0.00	\$0.00	\$0.00	N/A
B026B52351	MAINTENANCE OF EQUIPM	\$1,000.00	\$0.00	\$0.00	\$1,000.00	\$0.00	\$1,000.00	0.00%
B026B52352	MAINTENANCE OF FACILITI	\$0.00	\$0.00	\$0.00	\$0.00	\$0.00	\$0.00	N/A
B026B52360	INSURANCE & BONDING	\$0.00	\$0.00	\$0.00	\$0.00	\$0.00	\$0.00	N/A
B026B52370	ADVERTISING	\$0.00	\$0.00	\$0.00	\$0.00	\$0.00	\$0.00	N/A
B026B52380	PRINTING & REPRODUCTIO	\$0.00	\$0.00	\$0.00	\$0.00	\$0.00	\$0.00	N/A
B026B52390	MISCELLANEOUS CONTRA	\$0.00	\$0.00	\$0.00	\$0.00	\$0.00	\$0.00	N/A
B026B52410	OFFICE SUPPLIES	\$0.00	\$0.00	\$0.00	\$0.00	\$0.00	\$0.00	N/A
B026B52420	OPERATING SUPPLIES	\$150.00	\$0.00	\$0.00	\$150.00	\$0.00	\$150.00	0.00%
B026B52430	REPAIR & MAINTENANCE S	\$0.00	\$0.00	\$0.00	\$0.00	\$0.00	\$0.00	N/A
B026B52440	SMALL TOOLS & MINOR EQ	\$0.00	\$0.00	\$0.00	\$0.00	\$0.00	\$0.00	N/A
B026B52510	LAND & LAND IMPROVEME	\$0.00	\$0.00	\$0.00	\$0.00	\$0.00	\$0.00	N/A
B026B52520	CAPITAL EQUIPMENT	\$5,000.00	\$0.00	\$0.00	\$5,000.00	\$0.00	\$5,000.00	0.00%
B026B52550	STREETS, HIGHWAYS, SID	\$0.00	\$0.00	\$0.00	\$0.00	\$0.00	\$0.00	N/A
	GENERAL GOVERNMENT Totals:	\$14,575.00	\$474.55	\$3,770.45	\$10,804.55	\$0.00	\$10,804.55	25.87%
	TRANSPORTATION Totals:	\$14,575.00	\$474.55	\$3,770.45	\$10,804.55	\$0.00	\$10,804.55	25.87%
	FUND TYPE: B Totals:	\$14,575.00	\$474.55	\$3,770.45	\$10,804.55	\$0.00	\$10,804.55	25.87%

Target Percent: 58.33%

Expense Report
As Of: 1/1/2024 to 7/31/2024

Account	Description	Budget	MTD Expense	YTD Expense	UnExp. Balance	Encumbrance	Unenc. Balance	% Used
B02 Total:		\$14,575.00	\$474.55	\$3,770.45	\$10,804.55	\$0.00	\$10,804.55	25.87%
B03	STREET LIGHTING							58.33%
	FUND TYPE: B							
	GENERAL GOVERNMENT							
	ADMINISTRATIVE/FINANCE							
	UTILITIES	\$62,000.00	\$106.44	\$27,412.83	\$34,587.17	\$0.00	\$34,587.17	44.21%
	RENTS & LEASES	\$0.00	\$0.00	\$0.00	\$0.00	\$0.00	\$0.00	N/A
	PROFESSIONAL SERVICES	\$0.00	\$0.00	\$0.00	\$0.00	\$0.00	\$0.00	N/A
	AUDITOR & TREASURER F	\$0.00	\$0.00	\$0.00	\$0.00	\$0.00	\$0.00	N/A
	MAINTENANCE OF EQUIPM	\$0.00	\$0.00	\$0.00	\$0.00	\$0.00	\$0.00	N/A
	INSURANCE & BONDING	\$0.00	\$0.00	\$0.00	\$0.00	\$0.00	\$0.00	N/A
	LAND & LAND IMPROVEME	\$0.00	\$0.00	\$0.00	\$0.00	\$0.00	\$0.00	N/A
	CAPITAL EQUIPMENT	\$0.00	\$0.00	\$0.00	\$0.00	\$0.00	\$0.00	N/A
	BUILDING & OTHER STRUC	\$0.00	\$0.00	\$0.00	\$0.00	\$0.00	\$0.00	N/A
	ADMINISTRATIVE/FINANCE Totals:	\$62,000.00	\$106.44	\$27,412.83	\$34,587.17	\$0.00	\$34,587.17	44.21%
	COUNTY AUDITOR & TREASURER FEE	\$200.00	\$0.00	\$103.41	\$96.59	\$0.00	\$96.59	51.71%
	ADVERTISING DELINQUEN	\$3,750.00	\$0.00	\$290.44	\$3,459.56	\$0.00	\$3,459.56	7.75%
	AUDITOR & TREASURER F	\$3,950.00	\$0.00	\$393.85	\$3,556.15	\$0.00	\$3,556.15	9.97%
	COUNTY AUDITOR & TREASURER FEE Totals:	\$65,950.00	\$106.44	\$27,806.68	\$38,143.32	\$0.00	\$38,143.32	42.16%
	GENERAL GOVERNMENT Totals:	\$65,950.00	\$106.44	\$27,806.68	\$38,143.32	\$0.00	\$38,143.32	42.16%
B03 Total:		\$65,950.00	\$106.44	\$27,806.68	\$38,143.32	\$0.00	\$38,143.32	42.16%
B04	PARK DONATION FUND							58.33%
	FUND TYPE: B							
	LEISURE TIME ACTIVITIES							
	GENERAL GOVERNMENT							
	OPERATING SUPPLIES	\$1,200.00	\$0.00	\$0.00	\$1,200.00	\$0.00	\$1,200.00	0.00%
	SMALL TOOLS & MINOR EQ	\$0.00	\$0.00	\$0.00	\$0.00	\$0.00	\$0.00	N/A
	LAND & LAND IMPROVEME	\$0.00	\$0.00	\$0.00	\$0.00	\$0.00	\$0.00	N/A
	CAPITAL EQUIPMENT	\$0.00	\$0.00	\$0.00	\$0.00	\$0.00	\$0.00	N/A
	BUILDING & OTHER STRUC	\$0.00	\$0.00	\$0.00	\$0.00	\$0.00	\$0.00	N/A
	RECREATION ITEMS	\$0.00	\$0.00	\$0.00	\$0.00	\$0.00	\$0.00	N/A
	BANNERS	\$7,000.00	\$0.00	\$0.00	\$7,000.00	\$0.00	\$7,000.00	0.00%
	GENERAL GOVERNMENT Totals:	\$8,200.00	\$0.00	\$0.00	\$8,200.00	\$0.00	\$8,200.00	0.00%
	LEISURE TIME ACTIVITIES Totals:	\$8,200.00	\$0.00	\$0.00	\$8,200.00	\$0.00	\$8,200.00	0.00%
	FUND TYPE: B Totals:	\$8,200.00	\$0.00	\$0.00	\$8,200.00	\$0.00	\$8,200.00	0.00%
B04 Total:		\$8,200.00	\$0.00	\$0.00	\$8,200.00	\$0.00	\$8,200.00	0.00%
B05	MONT CO MUNI COURT							58.33%
	FUND TYPE: B							
	GENERAL GOVERNMENT							
	GENERAL GOVERNMENT							
	NON-UNIFORM WAGES	\$0.00	\$0.00	\$0.00	\$0.00	\$0.00	\$0.00	N/A
B057B52112		\$0.00	\$0.00	\$0.00	\$0.00	\$0.00	\$0.00	N/A

Expense Report
As Of: 1/1/2024 to 7/31/2024

Account	Description	Budget	MTD Expense	YTD Expense	UnExp. Balance	Encumbrance	Unenc. Balance	% Used
B057B52113	OVERTIME	\$0.00	\$0.00	\$0.00	\$0.00	\$0.00	\$0.00	N/A
B057B52122	WORKERS COMPENSATIO	\$0.00	\$0.00	\$0.00	\$0.00	\$0.00	\$0.00	N/A
B057B52123	UNEMPLOYMENT COMPEN	\$0.00	\$0.00	\$0.00	\$0.00	\$0.00	\$0.00	N/A
B057B52125	PUBLIC EMPLOYEES RETIR	\$0.00	\$0.00	\$0.00	\$0.00	\$0.00	\$0.00	N/A
B057B52126	MEDICARE & FICA	\$0.00	\$0.00	\$0.00	\$0.00	\$0.00	\$0.00	N/A
B057B52202	MILEAGE & ASSOCIATED E	\$0.00	\$0.00	\$0.00	\$0.00	\$0.00	\$0.00	N/A
B057B52320	COMMUNICATIONS	\$0.00	\$181.82	\$181.82	(\$181.82)	\$0.00	(\$181.82)	N/A
B057B52330	RENTS & LEASES	\$0.00	\$0.00	\$0.00	\$0.00	\$0.00	\$0.00	N/A
B057B52340	PROFESSIONAL SERVICES	\$0.00	\$0.00	\$0.00	\$0.00	\$0.00	\$0.00	N/A
B057B52351	MAINTENANCE OF EQUIPM	\$0.00	\$0.00	\$0.00	\$0.00	\$0.00	\$0.00	N/A
B057B52352	MAINTENANCE OF FACILITI	\$6,000.00	\$0.00	\$0.00	\$6,000.00	\$0.00	\$0.00	100.00%
B057B52360	INSURANCE & BONDING	\$0.00	\$0.00	\$0.00	\$0.00	\$0.00	\$0.00	N/A
B057B52370	ADVERTISING	\$0.00	\$0.00	\$0.00	\$0.00	\$0.00	\$0.00	N/A
B057B52390	MISCELLANEOUS CONTRA	\$2,000.00	\$0.00	\$51.62	\$1,948.38	\$2,000.00	(\$51.62)	102.58%
B057B52420	OPERATING SUPPLIES	\$0.00	\$0.00	\$0.00	\$0.00	\$0.00	\$0.00	N/A
B057B52421	DIESEL & GASOLINE	\$0.00	\$0.00	\$0.00	\$0.00	\$0.00	\$0.00	N/A
B057B52430	REPAIR & MAINTENANCE S	\$0.00	\$0.00	\$0.00	\$0.00	\$0.00	\$0.00	N/A
B057B52440	SMALL TOOLS & MINOR EQ	\$0.00	\$0.00	\$0.00	\$0.00	\$0.00	\$0.00	N/A
B057B52520	CAPITAL EQUIPMENT	\$0.00	\$0.00	\$0.00	\$0.00	\$0.00	\$0.00	N/A
B057B52530	BUILDINGS & OTHER STRU	\$0.00	\$0.00	\$0.00	\$0.00	\$0.00	\$0.00	N/A
B057B52612	DEBT RETIREMENT/NOTES	\$0.00	\$0.00	\$0.00	\$0.00	\$0.00	\$0.00	N/A
	GENERAL GOVERNMENT Totals:	\$8,000.00	\$0.00	\$233.44	\$7,766.56	\$8,000.00	(\$233.44)	102.92%
	GENERAL GOVERNMENT Totals:	\$8,000.00	\$0.00	\$233.44	\$7,766.56	\$8,000.00	(\$233.44)	102.92%
	FUND TYPE: B Totals:	\$8,000.00	\$0.00	\$233.44	\$7,766.56	\$8,000.00	(\$233.44)	102.92%
B05 Total:		\$8,000.00	\$0.00	\$233.44	\$7,766.56	\$8,000.00	(\$233.44)	102.92%

Target Percent: 58.33%

B06 CARES ACT COVID

FUND TYPE: B								
SECURITY OF PERSON & PROPERTY								
ADMINISTRATIVE/FINANCE								
B061A52700	CARES ACT COVID	\$0.00	\$0.00	\$0.00	\$0.00	\$0.00	\$0.00	N/A
	ADMINISTRATIVE/FINANCE Totals:	\$0.00	\$0.00	\$0.00	\$0.00	\$0.00	\$0.00	N/A
	SECURITY OF PERSON & PROPERTY Totals:	\$0.00	\$0.00	\$0.00	\$0.00	\$0.00	\$0.00	N/A
	FUND TYPE: B Totals:	\$0.00	\$0.00	\$0.00	\$0.00	\$0.00	\$0.00	N/A
B06 Total:		\$0.00	\$0.00	\$0.00	\$0.00	\$0.00	\$0.00	N/A

B07 AMER RESCUE PLAN

FUND TYPE: B								
SECURITY OF PERSON & PROPERTY								
ADMINISTRATIVE/FINANCE								
B071A52700	AMER RESCUE PLAN ACT	\$38,931.18	\$0.00	\$0.00	\$38,931.18	\$5,155.00	\$33,776.18	13.24%
	ADMINISTRATIVE/FINANCE Totals:	\$38,931.18	\$0.00	\$0.00	\$38,931.18	\$5,155.00	\$33,776.18	13.24%
	SECURITY OF PERSON & PROPERTY Totals:	\$38,931.18	\$0.00	\$0.00	\$38,931.18	\$5,155.00	\$33,776.18	13.24%
	FUND TYPE: B Totals:	\$38,931.18	\$0.00	\$0.00	\$38,931.18	\$5,155.00	\$33,776.18	13.24%
B07 Total:		\$38,931.18	\$0.00	\$0.00	\$38,931.18	\$5,155.00	\$33,776.18	13.24%

Target Percent: 58.33%

Expense Report

As Of: 1/1/2024 to 7/31/2024

Account	Description	Budget	MTD Expense	YTD Expense	UnExp. Balance	Encumbrance	Unenc. Balance	% Used
B08	FIRE FUND						58.33%	
FUND TYPE: B								
SECURITY OF PERSON & PROPERTY								
GENERAL GOVERNMENT								
B081B52111	UNIFORM WAGES	\$520,000.00	\$32,829.05	\$238,833.01	\$281,166.99	\$0.00	\$281,166.99	45.93%
B081B52112	NON-UNIFORM WAGES	\$0.00	\$0.00	\$0.00	\$0.00	\$0.00	\$0.00	N/A
B081B52113	OVERTIME PAY	\$40,000.00	\$1,394.70	\$13,766.46	\$26,233.54	\$0.00	\$26,233.54	34.42%
B081B52114	HOLIDAY PAY	\$0.00	\$0.00	\$0.00	\$0.00	\$0.00	\$0.00	N/A
B081B52115	VACATION PAY	\$7,000.00	\$0.00	\$168.32	\$6,831.68	\$0.00	\$6,831.68	2.40%
B081B52116	SICK PAY	\$0.00	\$0.00	\$0.00	\$0.00	\$0.00	\$0.00	N/A
B081B52118	HEALTH INS WAIVER	\$0.00	\$0.00	\$0.00	\$0.00	\$0.00	\$0.00	N/A
B081B52119	OTHER WAGES & PAY	\$65,000.00	\$0.00	\$64,150.96	\$849.04	\$0.00	\$849.04	98.69%
B081B52120	HRA-HEALTH REIMBURSE	\$0.00	\$0.00	\$0.00	\$0.00	\$0.00	\$0.00	N/A
B081B52121	HOSPITALIZATION	\$80,000.00	\$5,691.95	\$40,775.67	\$39,224.33	\$45.50	\$39,178.83	51.03%
B081B52122	WORKERS COMPENSATIO	\$85,000.00	\$0.00	\$29,250.81	\$55,749.19	\$0.00	\$55,749.19	34.41%
B081B52123	UNEMPLOYMENT COMPEN	\$0.00	\$0.00	\$0.00	\$0.00	\$0.00	\$0.00	N/A
B081B52124	POLICE/FIRE PENSION	\$75,000.00	\$4,900.51	\$30,327.29	\$44,672.71	\$0.00	\$44,672.71	40.44%
B081B52125	PUBLIC EMPLOYEES RETIR	\$25,000.00	\$1,358.62	\$11,115.39	\$13,884.61	\$0.00	\$13,884.61	44.46%
B081B52126	MEDICARE & FICA	\$6,119.98	\$0.00	\$3,850.68	\$2,269.30	\$3,674.05	(\$1,404.75)	122.95%
B081B52141	UNIFORMS	\$750.00	\$0.00	\$0.00	\$750.00	\$0.00	\$750.00	0.00%
B081B52201	TRAVEL & ASSOCIATED EX	\$250.00	\$0.00	\$0.00	\$250.00	\$0.00	\$250.00	0.00%
B081B52202	MILEAGE & ASSOCIATED E	\$6,000.00	\$0.00	\$558.45	\$5,441.55	\$0.00	\$5,441.55	9.31%
B081B52300	DUES & FEES	\$7,500.00	\$392.59	\$4,164.14	\$3,335.86	\$0.00	\$3,335.86	55.52%
B081B52310	UTILITIES	\$37,472.63	\$3,091.78	\$20,158.66	\$17,313.97	\$16,795.90	\$518.07	98.62%
B081B52320	COMMUNICATIONS	\$500.00	\$71.07	\$307.14	\$192.86	\$192.86	\$0.00	100.00%
B081B52330	RENTS & LEASES	\$25,610.91	\$124.02	\$11,241.98	\$14,368.93	\$14,341.47	\$27.46	99.89%
B081B52340	PROFESSIONAL SERVICES	\$20,000.00	\$13,281.29	\$31,400.75	(\$11,400.75)	\$7,025.00	(\$18,425.75)	192.13%
B081B52351	MAINTENANCE OF EQUIPM	\$6,000.00	\$208.37	\$639.36	\$5,360.64	\$1,089.32	\$4,271.32	28.81%
B081B52352	MAINTENANCE OF FACILITI	\$27,000.00	\$0.00	\$805.00	\$26,195.00	\$205.33	\$25,989.67	3.74%
B081B52360	INSURANCE & BONDING	\$0.00	\$0.00	\$0.00	\$0.00	\$0.00	\$0.00	N/A
B081B52370	ADVERTISING	\$0.00	\$0.00	\$0.00	(\$70.82)	\$0.00	(\$70.82)	N/A
B081B52380	PRINTING & REPRODUCTIO	\$8,500.00	\$39.16	\$2,086.10	\$6,413.90	\$4,911.90	\$1,502.00	82.33%
B081B52390	MISCELLANEOUS CONTRA	\$500.00	\$0.00	\$0.00	\$500.00	\$0.00	\$500.00	0.00%
B081B52410	OFFICE SUPPLIES	\$13,247.17	\$1,342.09	\$7,333.33	\$5,913.84	\$7,300.39	(\$1,386.55)	110.47%
B081B52420	OPERATING SUPPLIES	\$16,738.44	\$1,120.31	\$7,416.35	\$9,322.09	\$8,522.09	\$800.00	95.22%
B081B52421	DIESEL & GASOLINE	\$1,429.96	\$13.99	\$243.95	\$1,186.01	\$0.00	\$1,186.01	17.06%
B081B52430	REPAIR & MAINTENANCE S	\$5,000.00	\$0.00	\$0.00	\$5,000.00	\$1,000.00	\$4,000.00	20.00%
B081B52440	SMALL TOOLS & MINOR EQ	\$686,023.96	\$8,147.74	\$353,288.71	\$332,735.25	(\$136,787.04)	\$469,522.29	31.56%
B081B52520	CAPITAL EQUIPMENT	\$75,000.00	\$0.00	\$44,082.32	\$30,917.68	\$0.00	\$30,917.68	58.78%
B081B52530	CAPITAL OUTLAY	\$0.00	\$0.00	\$0.00	\$0.00	\$0.00	\$0.00	N/A
B081B52540	FIRE HOUSE CONSTRUCTI	\$87,260.00	\$0.00	\$45,465.23	\$41,794.77	\$0.00	\$41,794.77	52.10%
B081B52611	FIREHOUSE PAYMENTS-PR	\$10,370.00	\$0.00	\$3,344.42	\$7,025.58	\$0.00	\$7,025.58	32.25%
B081B52612	FIREHOUSE PAYMENTS-IN	\$0.00	\$0.00	\$0.00	\$0.00	\$0.00	\$0.00	N/A
B081B52621	INTEREST/BONDS	\$0.00	\$0.00	\$0.00	\$0.00	\$0.00	\$0.00	N/A
B081B52622	INTEREST/NOTES	\$0.00	\$0.00	\$0.00	\$0.00	\$0.00	\$0.00	N/A
B081B52700	OTHER	\$7,000.00	\$0.00	\$230.02	\$6,769.98	\$0.00	\$6,769.98	3.29%

Expense Report
As Of: 1/1/2024 to 7/31/2024

Account	Description	Budget	MTD Expense	YTD Expense	UnExp. Balance	Encumbrance	Unenc. Balance	% Used
B081B52701	HHS STIMULUS	\$0.00	\$0.00	\$0.00	\$0.00	\$0.00	\$0.00	N/A
B081B52702	RETIREMENT PAYOUTS	\$0.00	\$0.00	\$0.00	\$0.00	\$0.00	\$0.00	N/A
B081B52704	OVERPAYMENTS RETURN	\$250.00	\$0.00	\$0.00	\$250.00	\$0.00	\$250.00	0.00%
	GENERAL GOVERNMENT Totals:	\$1,945,523.05	\$74,007.24	\$965,075.32	\$980,447.73	(\$71,683.23)	\$1,052,130.96	45.92%
	COUNTY AUDITOR & TREASURER FEE							
B081G52341	ELECTION EXPENSE	\$0.00	\$0.00	\$0.00	\$0.00	\$0.00	\$0.00	N/A
B081G52343	ADVERTISING DELIQUENT	\$1,000.00	\$0.00	\$487.34	\$512.66	\$0.00	\$512.66	48.73%
B081G52344	LESS ADVANCES	\$0.00	\$0.00	\$0.00	\$0.00	\$0.00	\$0.00	N/A
B081G52345	AUDITOR & TREASURER F	\$3,200.00	\$0.00	\$1,529.94	\$1,670.06	\$0.00	\$1,670.06	47.81%
B081G52392	HOMESTEAD & ROLLBACK	\$0.00	\$0.00	\$0.00	\$0.00	\$0.00	\$0.00	N/A
B081G52393	STATE ADMIN FEES	\$50.00	\$0.00	\$19.81	\$30.19	\$0.00	\$30.19	39.62%
B081G52394	BOR REFUND FEES	\$0.00	\$0.00	\$0.00	\$0.00	\$0.00	\$0.00	N/A
	COUNTY AUDITOR & TREASURER FEE Totals:	\$4,250.00	\$0.00	\$2,037.09	\$2,212.91	\$0.00	\$2,212.91	47.93%
	SECURITY OF PERSON & PROPERTY Totals:	\$1,949,773.05	\$74,007.24	\$967,112.41	\$982,660.64	(\$71,683.23)	\$1,054,343.87	45.92%
	FUND TYPE: B Totals:	\$1,949,773.05	\$74,007.24	\$967,112.41	\$982,660.64	(\$71,683.23)	\$1,054,343.87	45.92%
B08 Total:		\$1,949,773.05	\$74,007.24	\$967,112.41	\$982,660.64	(\$71,683.23)	\$1,054,343.87	45.92%

Target Percent: 58.33%

B09 PERMISSIVE TAX

Account	Description	Budget	MTD Expense	YTD Expense	UnExp. Balance	Encumbrance	Unenc. Balance	% Used
	FUND TYPE: B							
	TRANSPORTATION							
	GENERAL GOVERNMENT							
B096B52340	PROFESSIONAL SERVICES	\$0.00	\$0.00	\$0.00	\$0.00	\$0.00	\$0.00	N/A
B096B52440	SMALL TOOLS & MINOR EQ	\$0.00	\$0.00	\$0.00	\$0.00	\$0.00	\$0.00	N/A
B096B52520	CAPITAL EQUIPMENT	\$0.00	\$0.00	\$0.00	\$0.00	\$0.00	\$0.00	N/A
B096B52550	STREETS, HIGHWAYS, SID	\$0.00	\$0.00	\$0.00	\$0.00	\$0.00	\$0.00	N/A
B096B52551	MAIN STREET IMPROVEME	\$0.00	\$0.00	\$0.00	\$0.00	\$0.00	\$0.00	N/A
B096B52612	DEBT RETIREMENT/NOTES	\$0.00	\$0.00	\$0.00	\$0.00	\$0.00	\$0.00	N/A
B096B52622	INTEREST/NOTES	\$0.00	\$0.00	\$0.00	\$0.00	\$0.00	\$0.00	N/A
B096B52623	OPWC PAYMENT	\$21,896.00	\$0.00	\$21,895.84	\$0.16	\$0.00	\$0.16	100.00%
B096B52707	TRANSFER TO MAIN ST PR	\$0.00	\$0.00	\$0.00	\$0.00	\$0.00	\$0.00	N/A
	GENERAL GOVERNMENT Totals:	\$21,896.00	\$0.00	\$21,895.84	\$0.16	\$0.00	\$0.16	100.00%
	TRANSPORTATION Totals:	\$21,896.00	\$0.00	\$21,895.84	\$0.16	\$0.00	\$0.16	100.00%
	FUND TYPE: B Totals:	\$21,896.00	\$0.00	\$21,895.84	\$0.16	\$0.00	\$0.16	100.00%
B09 Total:		\$21,896.00	\$0.00	\$21,895.84	\$0.16	\$0.00	\$0.16	100.00%

Target Percent: 58.33%

B10 POLICE FUND

Account	Description	Budget	MTD Expense	YTD Expense	UnExp. Balance	Encumbrance	Unenc. Balance	% Used
	FUND TYPE: B							
	SECURITY OF PERSON & PROPERTY							
	ADMINISTRATIVE/FINANCE							
B101A52111	UNIFORM WAGES	\$815,000.00	\$33,270.87	\$355,338.95	\$459,661.05	\$0.00	\$459,661.05	43.60%
B101A52112	NON-UNIFORM WAGES	\$0.00	\$0.00	\$0.00	\$0.00	\$0.00	\$0.00	N/A
B101A52113	OVERTIME PAY	\$22,000.00	\$1,301.80	\$9,411.79	\$12,588.21	\$0.00	\$12,588.21	42.78%
B101A52114	HOLIDAY PAY	\$25,000.00	\$5,191.72	\$18,968.31	\$6,031.69	\$0.00	\$6,031.69	75.87%
B101A52115	VACATION PAY	\$15,000.00	\$6,504.34	\$13,009.38	\$1,990.62	\$0.00	\$1,990.62	86.73%
B101A52116	SICK PAY	\$0.00	\$0.00	\$0.00	\$0.00	\$0.00	\$0.00	N/A

Expense Report
As Of: 1/1/2024 to 7/31/2024

Account	Description	Budget	MTD Expense	YTD Expense	UnExp. Balance	Encumbrance	Unenc. Balance	% Used
B101A52118	HEALTH INS WAIVER	\$2,520.00	\$0.00	\$0.00	\$2,520.00	\$0.00	\$2,520.00	0.00%
B101A52119	OTHER WAGES & PAY	\$50,000.00	\$2,641.97	\$21,579.50	\$28,420.50	\$0.00	\$28,420.50	43.16%
B101A52120	HRA-HEALTH REIMBURSM	\$0.00	\$0.00	\$0.00	\$0.00	\$0.00	\$0.00	N/A
B101A52121	HOSPITALIZATION	\$200,000.00	\$9,696.87	\$107,047.08	\$92,952.92	\$152.36	\$92,800.56	53.60%
B101A52122	WORKERS COMPENSATIO	\$40,000.00	\$0.00	\$11,523.72	\$28,476.28	\$0.00	\$28,476.28	28.81%
B101A52123	UNEMPLOYMENT COMPEN	\$0.00	\$0.00	\$0.00	\$0.00	\$0.00	\$0.00	N/A
B101A52124	POLICE & FIREMENS PENSI	\$200,000.00	\$6,396.14	\$62,699.81	\$137,300.19	\$0.00	\$137,300.19	31.35%
B101A52125	PUBLIC EMPLOYEES RETIR	\$7,500.00	\$640.08	\$4,097.45	\$3,402.55	\$0.00	\$3,402.55	54.63%
B101A52126	MEDICARE & FICA	\$12,000.00	\$782.86	\$6,020.08	\$5,979.92	\$0.00	\$5,979.92	50.17%
B101A52141	UNIFORM ALLOWANCE	\$15,446.00	\$0.00	\$5,653.03	\$9,792.97	\$10,839.85	(\$1,046.88)	106.78%
B101A52201	TRAVEL & ASSOCIATED EX	\$1,000.00	\$0.00	\$0.00	\$1,000.00	\$0.00	\$1,000.00	0.00%
B101A52202	MILEAGE & ASSOCIATED E	\$0.00	\$0.00	\$0.00	\$0.00	\$0.00	\$0.00	N/A
B101A52300	DUES & FEES	\$500.00	\$0.00	\$250.00	\$250.00	\$0.00	\$250.00	50.00%
B101A52310	UTILITIES	\$3,500.00	\$263.23	\$1,990.44	\$1,509.56	\$0.00	\$1,509.56	56.87%
B101A52320	COMMUNICATIONS	\$64,216.63	\$5,416.86	\$34,282.99	\$29,933.64	\$30,333.39	(\$399.75)	100.62%
B101A52330	RENTS & LEASES	\$600.00	\$71.07	\$307.14	\$292.86	\$192.86	\$100.00	83.33%
B101A52340	PROFESSIONAL SERVICES	\$28,875.67	\$1,314.62	\$21,443.73	\$7,431.94	\$4,971.81	\$2,460.13	91.48%
B101A52341	CPT TRAINING	\$2,000.00	\$0.00	\$0.00	\$2,000.00	\$0.00	\$2,000.00	0.00%
B101A52342	TRAINING	\$9,000.00	\$900.00	\$8,689.55	\$310.45	\$425.00	(\$114.55)	101.27%
B101A52351	MAINTENANCE OF EQUIPM	\$37,244.24	\$396.91	\$1,030.30	\$36,213.94	\$4,245.72	\$31,968.22	14.17%
B101A52352	FACILITY MAINTENANCE	\$1,000.00	\$44.92	\$141.84	\$858.16	\$296.64	\$561.52	43.85%
B101A52360	INSURANCE & BONDING	\$12,000.00	\$0.00	\$2,387.00	\$9,613.00	\$205.33	\$9,407.67	21.60%
B101A52370	ADVERTISING	\$0.00	\$0.00	\$0.00	\$0.00	\$0.00	\$0.00	N/A
B101A52380	PRINTING & REPRODUCTIO	\$0.00	\$0.00	\$70.82	(\$70.82)	\$0.00	(\$70.82)	N/A
B101A52390	MISCELLANEOUS CONTRA	\$10,585.00	\$162.87	\$2,308.61	\$8,276.39	\$6,948.39	\$1,328.00	87.45%
B101A52410	OFFICE SUPPLIES	\$1,500.00	\$176.85	\$304.06	\$1,195.94	\$769.92	\$426.02	71.60%
B101A52420	OPERATING SUPPLIES	\$13,654.48	\$234.26	\$2,786.03	\$10,868.45	\$5,663.06	\$5,205.39	61.88%
B101A52421	DIESEL & GASOLINE	\$28,685.74	\$1,678.88	\$13,203.17	\$15,482.57	\$15,482.57	\$0.00	100.00%
B101A52430	REPAIR & MAINTENANCE S	\$2,800.00	\$0.00	\$0.00	\$2,800.00	\$0.00	\$2,800.00	0.00%
B101A52440	SMALL TOOLS & MINOR EQ	\$10,783.57	\$2,351.43	\$5,133.48	\$5,650.09	\$1,730.00	\$3,920.09	63.65%
B101A52520	CAPITAL EQUIPMENT	\$66,856.93	\$0.00	\$39,129.93	\$27,727.00	\$0.00	\$27,727.00	58.53%
B101A52540	GOVDEALS EQUIPMENT	\$14,613.39	\$0.00	\$9,515.00	\$5,098.39	\$0.00	\$5,098.39	65.11%
B101A52612	DEBT RETIREMENT/NOTES	\$0.00	\$0.00	\$0.00	\$0.00	\$0.00	\$0.00	N/A
B101A52622	INTEREST/NOTES	\$0.00	\$0.00	\$0.00	\$0.00	\$0.00	\$0.00	N/A
B101A52700	OTHER	\$2,004.00	\$0.00	\$150.00	\$1,854.00	(\$996.00)	\$2,850.00	-42.22%
B101A52701	OVERPAYMENTS RETURN	\$0.00	\$0.00	\$0.00	\$0.00	\$0.00	\$0.00	N/A
B101A52702	TRANSFER TO GENERAL F	\$0.00	\$0.00	\$0.00	\$0.00	\$0.00	\$0.00	N/A
	ADMINISTRATIVE/FINANCE Totals:	\$1,715,885.65	\$79,438.55	\$758,473.19	\$957,412.46	\$81,260.90	\$876,151.56	48.94%
	COUNTY AUDITOR & TREASURER FEE							
B101G52340	ELECTION EXPENSE	\$0.00	\$0.00	\$0.00	\$0.00	\$0.00	\$0.00	N/A
B101G52341	ADVERTISING DELIQUENT	\$0.00	\$0.00	\$1,335.31	\$664.69	\$0.00	\$664.69	66.77%
B101G52343	LESS ADVANCES	\$0.00	\$0.00	\$0.00	\$0.00	\$0.00	\$0.00	N/A
B101G52344	AUDITOR & TREASURER F	\$8,000.00	\$0.00	\$4,187.15	\$3,812.85	\$0.00	\$3,812.85	52.34%
B101G52392	HOMESTEAD & ROLLBACK	\$0.00	\$0.00	\$0.00	\$0.00	\$0.00	\$0.00	N/A
B101G52393	STATE ADMIN FEES	\$100.00	\$0.00	\$54.27	\$45.73	\$0.00	\$45.73	54.27%

Expense Report

As Of: 1/1/2024 to 7/31/2024

Account	Description	Budget	MTD Expense	YTD Expense	UnExp. Balance	Encumbrance	Unenc. Balance	% Used
B101G52394	BOR REFUND FEES	\$0.00	\$0.00	\$0.00	\$0.00	\$0.00	\$0.00	N/A
	COUNTY AUDITOR & TREASURER FEE Totals:	\$10,100.00	\$0.00	\$5,576.73	\$4,523.27	\$0.00	\$4,523.27	55.22%
	SECURITY OF PERSON & PROPERTY Totals:	\$1,725,985.65	\$79,438.55	\$764,049.92	\$961,935.73	\$81,260.90	\$880,674.83	48.98%
	FUND TYPE: B Totals:	\$1,725,985.65	\$79,438.55	\$764,049.92	\$961,935.73	\$81,260.90	\$880,674.83	48.98%
B10 Total:		\$1,725,985.65	\$79,438.55	\$764,049.92	\$961,935.73	\$81,260.90	\$880,674.83	48.98%
B11	INCOME TAX							
FUND TYPE: B								
GENERAL GOVERNMENT								
ADMINISTRATIVE/FINANCE								
B117A52112	NON-UNIFORM WAGES	\$125,000.00	\$5,212.56	\$51,585.44	\$73,414.56	\$0.00	\$73,414.56	41.27%
B117A52113	OVERTIME PAY	\$3,000.00	\$704.11	\$2,831.95	\$168.05	\$0.00	\$168.05	94.40%
B117A52114	HOLIDAY PAY	\$0.00	\$0.00	\$0.00	\$0.00	\$0.00	\$0.00	N/A
B117A52115	VACATION PAY	\$2,500.00	\$0.00	\$5,541.41	(\$3,041.41)	\$0.00	(\$3,041.41)	221.66%
B117A52116	SICK PAY	\$0.00	\$0.00	\$0.00	\$0.00	\$0.00	\$0.00	N/A
B117A52118	HEALTH INS WAIVER	\$2,400.00	\$0.00	\$0.00	\$2,400.00	\$0.00	\$2,400.00	0.00%
B117A52119	OTHER WAGES & PAY	\$5,000.00	\$0.00	\$0.00	\$5,000.00	\$0.00	\$5,000.00	0.00%
B117A52120	HRA-HEALTH REIMBURSE	\$0.00	\$0.00	\$0.00	\$0.00	\$0.00	\$0.00	N/A
B117A52121	HOSPITALIZATION	\$13,750.00	\$58.47	\$6,653.72	\$7,096.28	\$34.76	\$7,061.52	48.64%
B117A52122	WORKERS COMPENSATIO	\$3,000.00	\$0.00	\$2,154.80	\$845.20	\$0.00	\$845.20	71.83%
B117A52123	UNEMPLOYMENT COMPEN	\$0.00	\$0.00	\$0.00	\$0.00	\$0.00	\$0.00	N/A
B117A52125	PUBLIC EMPLOYEES RETIR	\$18,000.00	\$691.84	\$7,614.61	\$10,385.39	\$0.00	\$10,385.39	42.30%
B117A52126	MEDICARE & FICA	\$1,800.00	\$85.13	\$856.39	\$943.61	\$0.00	\$943.61	47.58%
B117A52201	TRAVEL & ASSOCIATED EX	\$150.00	\$0.00	\$0.00	\$150.00	\$113.90	\$36.10	75.93%
B117A52202	MILEAGE & ASSOCIATED E	\$0.00	\$0.00	\$0.00	\$0.00	\$0.00	\$0.00	N/A
B117A52300	DUES & FEES	\$418.75	\$37.50	\$207.50	\$211.25	\$192.50	\$18.75	95.52%
B117A52310	UTILITIES	\$800.00	\$65.81	\$497.64	\$302.36	\$0.00	\$302.36	62.21%
B117A52320	COMMUNICATIONS	\$6,537.50	\$239.15	\$4,345.88	\$2,191.62	\$226.00	\$1,965.62	69.93%
B117A52330	RENTS & LEASES	\$500.00	\$71.07	\$307.14	\$192.86	\$192.86	\$0.00	100.00%
B117A52340	PROFESSIONAL SERVICES	\$8,189.06	\$102.62	\$5,581.04	\$2,608.02	\$1,239.60	\$1,368.42	83.29%
B117A52351	MAINTENANCE OF EQUIPM	\$50.00	\$31.78	\$31.78	\$18.22	\$0.00	\$18.22	63.56%
B117A52352	MAINTENANCE OF FACILITI	\$250.00	\$44.92	\$141.84	\$108.16	\$296.64	(\$188.48)	175.39%
B117A52360	INSURANCE & BONDING	\$1,350.00	\$0.00	\$0.00	\$1,350.00	\$0.00	\$1,350.00	0.00%
B117A52370	ADVERTISING	\$0.00	\$0.00	\$0.00	\$0.00	\$0.00	\$0.00	N/A
B117A52380	PRINTING & REPRODUCTIO	\$1,145.78	\$0.00	\$358.64	\$787.14	(\$2,354.22)	\$3,141.36	-174.17%
B117A52390	MISCELLANEOUS CONTRA	\$2,500.00	\$117.87	\$823.61	\$1,676.39	\$1,528.39	\$148.00	94.08%
B117A52391	STATE EXAMINER FEES	\$0.00	\$0.00	\$0.00	\$0.00	\$0.00	\$0.00	N/A
B117A52410	OFFICE SUPPLIES	\$975.00	\$140.17	\$411.24	\$563.76	\$24.67	\$539.09	44.71%
B117A52420	OPERATING SUPPLIES	\$600.00	\$13.29	\$599.47	\$0.53	\$85.23	(\$84.70)	114.12%
B117A52421	DIESEL & GASOLINE	\$0.00	\$0.00	\$0.00	\$0.00	\$0.00	\$0.00	N/A
B117A52430	REPAIR & MAINTENANCE S	\$0.00	\$0.00	\$0.00	\$0.00	\$0.00	\$0.00	N/A
B117A52440	SMALL TOOLS & MINOR EQ	\$500.00	\$31.42	\$31.42	\$468.58	\$0.00	\$468.58	6.28%
B117A52520	CAPITAL EQUIPMENT	\$0.00	\$0.00	\$0.00	\$0.00	\$0.00	\$0.00	N/A
B117A52530	BUILDINGS & OTHER STRU	\$0.00	\$0.00	\$0.00	\$0.00	\$0.00	\$0.00	N/A
B117A52701	TAX REFUND	\$25,000.00	\$1,529.70	\$19,393.36	\$5,606.64	\$0.00	\$5,606.64	77.57%
B117A52702	GENERAL FUND TRANSFE	\$550,000.00	\$69,116.81	\$495,495.70	\$54,504.30	\$0.00	\$54,504.30	90.09%

Target Percent: 58.33%

Expense Report
As Of: 1/1/2024 to 7/31/2024

Account	Description	Budget	MTD Expense	YTD Expense	UnExp. Balance	Encumbrance	Unenc. Balance	% Used
B117A52703	CAPITAL IMPROVEMENT T	\$195,000.00	\$23,038.94	\$165,165.21	\$29,834.79	\$0.00	\$29,834.79	84.70%
	ADMINISTRATIVE/FINANCE Totals:	\$968,416.09	\$101,833.16	\$770,629.79	\$197,786.30	\$1,580.33	\$196,205.97	79.74%
	GENERAL GOVERNMENT Totals:	\$968,416.09	\$101,833.16	\$770,629.79	\$197,786.30	\$1,580.33	\$196,205.97	79.74%
	FUND TYPE: B Totals:	\$968,416.09	\$101,833.16	\$770,629.79	\$197,786.30	\$1,580.33	\$196,205.97	79.74%
B11 Total:		\$968,416.09	\$101,833.16	\$770,629.79	\$197,786.30	\$1,580.33	\$196,205.97	79.74%
B13	ENFORCE AND EDU							
FUND TYPE: B								
SECURITY OF PERSON & PROPERTY								
ADMINISTRATIVE/FINANCE								
B131A52113	OVERTIME PAY	\$0.00	\$0.00	\$0.00	\$0.00	\$0.00	\$0.00	N/A
B131A52201	TRAVEL & ASSOCIATED EX	\$0.00	\$0.00	\$0.00	\$0.00	\$0.00	\$0.00	N/A
B131A52202	MILEAGE & ASSOCIATED E	\$0.00	\$0.00	\$0.00	\$0.00	\$0.00	\$0.00	N/A
B131A52351	MAINTENANCE OF EQUIPM	\$0.00	\$0.00	\$0.00	\$0.00	\$0.00	\$0.00	N/A
B131A52420	OPERATING SUPPLIES	\$0.00	\$0.00	\$0.00	\$0.00	\$0.00	\$0.00	N/A
B131A52440	SMALL TOOLS & MINOR EQ	\$0.00	\$0.00	\$0.00	\$0.00	\$0.00	\$0.00	N/A
	ADMINISTRATIVE/FINANCE Totals:	\$0.00	\$0.00	\$0.00	\$0.00	\$0.00	\$0.00	N/A
	SECURITY OF PERSON & PROPERTY Totals:	\$0.00	\$0.00	\$0.00	\$0.00	\$0.00	\$0.00	N/A
	FUND TYPE: B Totals:	\$0.00	\$0.00	\$0.00	\$0.00	\$0.00	\$0.00	N/A
B13 Total:		\$0.00	\$0.00	\$0.00	\$0.00	\$0.00	\$0.00	N/A
B18	FED ASSET FORFEIT							
FUND TYPE: B								
SECURITY OF PERSON & PROPERTY								
ADMINISTRATIVE/FINANCE								
B181A52420	OPERATING SUPPLIES	\$0.00	\$0.00	\$0.00	\$0.00	\$0.00	\$0.00	N/A
B181A52440	SMALL TOOLS & MINOR EQ	\$0.00	\$0.00	\$0.00	\$0.00	\$0.00	\$0.00	N/A
B181A52701	TRANSFER TO POLICE	\$0.00	\$0.00	\$0.00	\$0.00	\$0.00	\$0.00	N/A
	ADMINISTRATIVE/FINANCE Totals:	\$0.00	\$0.00	\$0.00	\$0.00	\$0.00	\$0.00	N/A
	SECURITY OF PERSON & PROPERTY Totals:	\$0.00	\$0.00	\$0.00	\$0.00	\$0.00	\$0.00	N/A
	FUND TYPE: B Totals:	\$0.00	\$0.00	\$0.00	\$0.00	\$0.00	\$0.00	N/A
B18 Total:		\$0.00	\$0.00	\$0.00	\$0.00	\$0.00	\$0.00	N/A
B19	CO ASSET FORFEIT							
FUND TYPE: B								
SECURITY OF PERSON & PROPERTY								
ADMINISTRATIVE/FINANCE								
B191A52440	SMALL TOOLS & MINOR EQ	\$0.00	\$0.00	\$0.00	\$0.00	\$0.00	\$0.00	N/A
B191A52520	CAPITAL EQUIPMENT	\$0.00	\$0.00	\$0.00	\$0.00	\$0.00	\$0.00	N/A
B191A52701	PROPERTY DISPOSAL	\$0.00	\$0.00	\$0.00	\$0.00	\$0.00	\$0.00	N/A
	ADMINISTRATIVE/FINANCE Totals:	\$0.00	\$0.00	\$0.00	\$0.00	\$0.00	\$0.00	N/A
	SECURITY OF PERSON & PROPERTY Totals:	\$0.00	\$0.00	\$0.00	\$0.00	\$0.00	\$0.00	N/A
	FUND TYPE: B Totals:	\$0.00	\$0.00	\$0.00	\$0.00	\$0.00	\$0.00	N/A
B19 Total:		\$0.00	\$0.00	\$0.00	\$0.00	\$0.00	\$0.00	N/A

Target Percent: 58.33%

Target Percent: 58.33%

Target Percent: 58.33%

Expense Report
As Of: 1/1/2024 to 7/31/2024

Account	Description	Budget	MTD Expense	YTD Expense	UnExp. Balance	Encumbrance	Unenc. Balance	% Used
C01	COMMUNITY ENRICHMENT CENTER							58.33%
FUND TYPE: C								
GENERAL GOVERNMENT								
GENERAL GOVERNMENT	NON-UNIFORM WAGES	\$0.00	\$0.00	\$0.00	\$0.00	\$0.00	\$0.00	N/A
C017B52112	OVERTIME	\$0.00	\$0.00	\$0.00	\$0.00	\$0.00	\$0.00	N/A
C017B52113	WORKERS COMPENSATIO	\$0.00	\$0.00	\$0.00	\$0.00	\$0.00	\$0.00	N/A
C017B52122	UNEMPLOYMENT COMPEN	\$0.00	\$0.00	\$0.00	\$0.00	\$0.00	\$0.00	N/A
C017B52123	PUBLIC EMPLOYEES RETIR	\$0.00	\$0.00	\$0.00	\$0.00	\$0.00	\$0.00	N/A
C017B52125	MEDICARE & FICA	\$0.00	\$0.00	\$0.00	\$0.00	\$0.00	\$0.00	N/A
C017B52126	MILEAGE & ASSOCIATED E	\$0.00	\$0.00	\$0.00	\$0.00	\$0.00	\$0.00	N/A
C017B52202	COMMUNICATIONS	\$10,148.00	\$62.39	\$247.78	\$9,900.22	\$0.00	\$9,900.22	2.44%
C017B52320	RENTS & LEASES	\$5,000.00	\$0.00	\$0.00	\$5,000.00	\$0.00	\$5,000.00	0.00%
C017B52330	PROFESSIONAL SERVICES	\$15,000.00	\$0.00	\$17,379.25	(\$2,379.25)	\$0.00	(\$2,379.25)	115.86%
C017B52340	MAINTENANCE OF EQUIPM	\$2,000.00	\$0.00	\$0.00	\$2,000.00	\$0.00	\$2,000.00	0.00%
C017B52351	MAINTENANCE OF FACILITI	\$9,000.00	\$685.44	\$1,271.22	\$7,728.78	\$8,040.30	(\$311.52)	103.46%
C017B52352	INSURANCE & BONDING	\$20,000.00	\$0.00	\$0.00	\$20,000.00	\$0.00	\$20,000.00	0.00%
C017B52360	ADVERTISING	\$5,000.00	\$0.00	\$0.00	\$5,000.00	\$0.00	\$5,000.00	0.00%
C017B52390	MISCELLANEOUS CONTRA	\$33,000.00	\$2,239.16	\$16,136.52	\$16,863.48	\$13,698.48	\$3,265.00	90.11%
C017B52420	OPERATING SUPPLIES	\$2,500.00	\$0.00	\$0.00	\$2,500.00	\$0.00	\$2,500.00	0.00%
C017B52421	DIESEL & GASOLINE	\$0.00	\$0.00	\$0.00	\$0.00	\$0.00	\$0.00	N/A
C017B52430	REPAIR & MAINTENANCE S	\$1,000.00	\$0.00	\$0.00	\$1,000.00	\$0.00	\$1,000.00	0.00%
C017B52440	SMALL TOOLS & MINOR EQ	\$1,000.00	\$0.00	\$0.00	\$1,000.00	\$0.00	\$1,000.00	0.00%
C017B52520	CAPITAL EQUIPMENT	\$345,000.00	\$299.55	\$11,380.73	\$333,619.27	\$0.00	\$333,619.27	3.30%
C017B52530	BUILDINGS & OTHER STRU	\$0.00	\$0.00	\$0.00	\$0.00	\$0.00	\$0.00	N/A
C017B52612	DEBT RETIREMENT/NOTES	\$0.00	\$0.00	\$0.00	\$0.00	\$0.00	\$0.00	N/A
	GENERAL GOVERNMENT Totals:	\$448,648.00	\$3,286.54	\$46,415.50	\$402,232.50	\$21,638.78	\$380,593.72	15.17%
	GENERAL GOVERNMENT Totals:	\$448,648.00	\$3,286.54	\$46,415.50	\$402,232.50	\$21,638.78	\$380,593.72	15.17%
C01 Total:	FUND TYPE: C Totals:	\$448,648.00	\$3,286.54	\$46,415.50	\$402,232.50	\$21,638.78	\$380,593.72	15.17%
C02	DEBT-MUNI COURT							
FUND TYPE: C								
SECURITY OF PERSON & PROPERTY								
ADMINISTRATIVE/FINANCE								
C021A52612	PRINCIPAL, AREA 1 COURT	\$0.00	\$0.00	\$0.00	\$0.00	\$0.00	\$0.00	N/A
C021A52622	INTEREST, AREA 1 COURT	\$0.00	\$0.00	\$0.00	\$0.00	\$0.00	\$0.00	N/A
	ADMINISTRATIVE/FINANCE Totals:	\$0.00	\$0.00	\$0.00	\$0.00	\$0.00	\$0.00	N/A
	SECURITY OF PERSON & PROPERTY Totals:	\$0.00	\$0.00	\$0.00	\$0.00	\$0.00	\$0.00	N/A
GENERAL GOVERNMENT								
GENERAL/COMMUNITY DEVELOPMENT								
C027X52701	TRANSFER/CLOSE OUT	\$0.00	\$0.00	\$0.00	\$0.00	\$0.00	\$0.00	N/A
GENERAL/COMMUNITY DEVELOPMENT Totals:		\$0.00	\$0.00	\$0.00	\$0.00	\$0.00	\$0.00	N/A
GENERAL GOVERNMENT Totals:		\$0.00	\$0.00	\$0.00	\$0.00	\$0.00	\$0.00	N/A
C02 Total:	FUND TYPE: C Totals:	\$0.00	\$0.00	\$0.00	\$0.00	\$0.00	\$0.00	N/A
	Target Percent:							58.33%

Expense Report
As Of: 1/1/2024 to 7/31/2024

Account	Description	Budget	MTD Expense	YTD Expense	UnExp. Balance	Encumbrance	Unenc. Balance	% Used
C02 Total:		\$0.00	\$0.00	\$0.00	\$0.00	\$0.00	\$0.00	N/A
D01	CONSTR PROJECTS					Target Percent:	58.33%	
FUND TYPE: D								
BASIC UTILITY SERVICES								
GENERAL/COMMUNITY DEVELOPMENT								
D015X52560	PERRY ST PHASE I	\$0.00	\$0.00	\$0.00	\$0.00	\$0.00	\$0.00	N/A
D015X52561	CD02U PERRY ST PHASE II	\$0.00	\$0.00	\$0.00	\$0.00	\$0.00	\$0.00	N/A
D015X52562	CD02V-CHURCH ST IMP PH	\$0.00	\$0.00	\$0.00	\$0.00	\$0.00	\$0.00	N/A
D015X52563	CD01W-CHURCH ST IMP P	\$0.00	\$0.00	\$0.00	\$0.00	\$0.00	\$0.00	N/A
D015X52564	CHURCH ST IMP PHASE 3	\$0.00	\$0.00	\$0.00	\$0.00	\$0.00	\$0.00	N/A
	GENERAL/COMMUNITY DEVELOPMENT Totals:	\$0.00	\$0.00	\$0.00	\$0.00	\$0.00	\$0.00	N/A
	BASIC UTILITY SERVICES Totals:	\$0.00	\$0.00	\$0.00	\$0.00	\$0.00	\$0.00	N/A
TRANSPORTATION								
GENERAL GOVERNMENT								
D016B52550	FULS RD PHASE I CD01P/C	\$0.00	\$0.00	\$0.00	\$0.00	\$0.00	\$0.00	N/A
D016B52551	MAIN STREET IMPROVEME	\$0.00	\$0.00	\$0.00	\$0.00	\$0.00	\$0.00	N/A
D016B52552	PHASE II MAIN STREET	\$0.00	\$0.00	\$0.00	\$0.00	\$0.00	\$0.00	N/A
D016B52553	CHURCH & MAIN INTERSEC	\$0.00	\$0.00	\$0.00	\$0.00	\$0.00	\$0.00	N/A
D016B52554	WATER SYSTEM FEEDER	\$0.00	\$0.00	\$0.00	\$0.00	\$0.00	\$0.00	N/A
D016B52555	PHASE III MAIN STREET	\$0.00	\$0.00	\$0.00	\$0.00	\$0.00	\$0.00	N/A
D016B52556	PHASE IV MAIN STREET	\$0.00	\$0.00	\$0.00	\$0.00	\$0.00	\$0.00	N/A
D016B52557	MAIN ST PHASE 5	\$0.00	\$0.00	\$0.00	\$0.00	\$0.00	\$0.00	N/A
D016B52558	FULS ROAD PHASE 2	\$0.00	\$0.00	\$0.00	\$0.00	\$0.00	\$0.00	N/A
D016B52559	MAIN STREET PHASE 6	\$0.00	\$0.00	\$0.00	\$0.00	\$0.00	\$0.00	N/A
D016B52560	FARM-JOHN WATER MAIN	\$0.00	\$0.00	\$0.00	\$0.00	\$0.00	\$0.00	N/A
D016B52561	MAIN ST PHASE 7	\$0.00	\$0.00	\$0.00	\$0.00	\$0.00	\$0.00	N/A
D016B52562	BLOSSER STREET PHASE	\$0.00	\$0.00	\$0.00	\$0.00	\$0.00	\$0.00	N/A
D016B52563	BLOSSER STREET PHASE	\$0.00	\$0.00	\$0.00	\$0.00	\$0.00	\$0.00	N/A
D016B52564	BLOSSER STREET PHASE	\$16,540.00	\$360.00	\$13,901.31	\$2,638.69	\$3,090.99	(\$452.30)	102.73%
D016B52701	ADVANCE/TRANS TO GENE	\$0.00	\$0.00	\$0.00	\$0.00	\$0.00	\$0.00	N/A
	GENERAL GOVERNMENT Totals:	\$16,540.00	\$360.00	\$13,901.31	\$2,638.69	\$3,090.99	(\$452.30)	102.73%
	TRANSPORTATION Totals:	\$16,540.00	\$360.00	\$13,901.31	\$2,638.69	\$3,090.99	(\$452.30)	102.73%
GENERAL GOVERNMENT								
GENERAL/COMMUNITY DEVELOPMENT								
D017X52520	CAPITAL EQUIPMENT	\$0.00	\$0.00	\$0.00	\$0.00	\$0.00	\$0.00	N/A
D017X52530	BUILDINGS & OTHER STRU	\$0.00	\$0.00	\$0.00	\$0.00	\$0.00	\$0.00	N/A
	GENERAL/COMMUNITY DEVELOPMENT Totals:	\$0.00	\$0.00	\$0.00	\$0.00	\$0.00	\$0.00	N/A
	GENERAL GOVERNMENT Totals:	\$16,540.00	\$360.00	\$13,901.31	\$2,638.69	\$3,090.99	(\$452.30)	102.73%
D01 Total:		\$16,540.00	\$360.00	\$13,901.31	\$2,638.69	\$3,090.99	(\$452.30)	102.73%
D02	SEWER REHAB PROJ					Target Percent:	58.33%	
FUND TYPE: D								
BASIC UTILITY SERVICES								
GENERAL/COMMUNITY DEVELOPMENT								

Expense Report
As Of: 1/1/2024 to 7/31/2024

Account	Description	Budget	MTD Expense	YTD Expense	UnExp. Balance	Encumbrance	Unenc. Balance	% Used
FUND TYPE: D								
SECURITY OF PERSON & PROPERTY								
ADMINISTRATIVE/FINANCE								
D041A52520	CAPITAL EQUIPMENT	\$0.00	\$0.00	\$0.00	\$0.00	\$0.00	\$0.00	N/A
D041A52530	BUILDINGS & OTHER STRU	\$0.00	\$0.00	\$0.00	\$0.00	\$0.00	\$0.00	N/A
D041A52550	STREETS, HIGHWAYS, SID	\$2,500.00	\$0.00	\$0.00	\$2,500.00	\$0.00	\$2,500.00	0.00%
D041A52612	DEBT RETIREMENT/NOTES	\$0.00	\$0.00	\$0.00	\$0.00	\$0.00	\$0.00	N/A
D041A52622	INTEREST/NOTES	\$0.00	\$0.00	\$0.00	\$0.00	\$0.00	\$0.00	N/A
D041A52701	GENERAL FUND TRANSFE	\$0.00	\$0.00	\$0.00	\$0.00	\$0.00	\$0.00	N/A
	ADMINISTRATIVE/FINANCE Totals:	\$2,500.00	\$0.00	\$0.00	\$2,500.00	\$0.00	\$2,500.00	0.00%
	SECURITY OF PERSON & PROPERTY Totals:	\$2,500.00	\$0.00	\$0.00	\$2,500.00	\$0.00	\$2,500.00	0.00%
	FUND TYPE: D Totals:	\$2,500.00	\$0.00	\$0.00	\$2,500.00	\$0.00	\$2,500.00	0.00%
D04 Total:		\$2,500.00	\$0.00	\$0.00	\$2,500.00	\$0.00	\$2,500.00	0.00%
E01	WATER FUND							
FUND TYPE: E								
BASIC UTILITY SERVICES								
COUNTY AUDITOR & TREASURER FEE								
E015G52343	ADVERTISING DELINQUEN	\$5.00	\$0.00	\$0.00	\$5.00	\$0.00	\$5.00	0.00%
E015G52345	AUDITOR & TREASURER F	\$50.00	\$0.00	\$0.00	\$50.00	\$0.00	\$50.00	0.00%
	COUNTY AUDITOR & TREASURER FEE Totals:	\$55.00	\$0.00	\$0.00	\$55.00	\$0.00	\$55.00	0.00%
GENERAL/COMMUNITY DEVELOPMENT								
E015X52112	NON-UNIFORM WAGES	\$250,000.00	\$10,326.14	\$98,913.84	\$151,086.16	\$0.00	\$151,086.16	39.57%
E015X52113	ON-UNIFORM WAGES	\$15,000.00	\$728.48	\$5,973.76	\$9,026.24	\$0.00	\$9,026.24	39.83%
E015X52114	HOLIDAY PAY	\$0.00	\$0.00	\$0.00	\$0.00	\$0.00	\$0.00	N/A
E015X52115	VACATION PAY	\$5,500.00	\$0.00	\$7,527.37	(\$2,027.37)	\$0.00	(\$2,027.37)	136.86%
E015X52116	SICK PAY	\$0.00	\$0.00	\$0.00	\$0.00	\$0.00	\$0.00	N/A
E015X52118	HEALTH INS WAIVER	\$360.00	\$0.00	\$0.00	\$360.00	\$0.00	\$360.00	0.00%
E015X52119	OTHER WAGES & PAY	\$6,000.00	\$0.00	\$0.00	\$6,000.00	\$0.00	\$6,000.00	0.00%
E015X52120	HRA-HEALTH REIMBURSE	\$0.00	\$0.00	\$0.00	\$0.00	\$0.00	\$0.00	N/A
E015X52121	HOSPITALIZATION	\$65,000.00	\$3,849.00	\$30,927.36	\$34,072.64	\$55.44	\$34,017.20	47.67%
E015X52122	WORKERS COMPENSATIO	\$15,000.00	\$0.00	\$3,820.88	\$11,179.12	\$0.00	\$11,179.12	25.47%
E015X52123	UNEMPLOYMENT COMPEN	\$0.00	\$0.00	\$0.00	\$0.00	\$0.00	\$0.00	N/A
E015X52125	PUBLIC EMPLOYEES RETIR	\$40,000.00	\$1,556.68	\$13,961.22	\$26,038.78	\$0.00	\$26,038.78	34.90%
E015X52126	MEDICARE & FICA	\$4,000.00	\$154.32	\$1,575.27	\$2,424.73	\$0.00	\$2,424.73	39.38%
E015X52141	UNIFORMS	\$3,025.00	\$0.00	\$1,049.85	\$1,975.15	\$176.60	\$1,798.55	40.54%
E015X52201	TRAVEL & ASSOCIATED EX	\$0.00	\$0.00	\$0.00	\$0.00	\$0.00	\$0.00	N/A
E015X52202	MILEAGE & ASSOCIATED E	\$0.00	\$0.00	\$0.00	\$0.00	\$0.00	\$0.00	N/A
E015X52300	DUES & FEES	\$618.75	\$37.50	\$207.50	\$411.25	\$192.50	\$218.75	64.65%
E015X52310	UTILITIES	\$35,000.00	\$3,040.63	\$22,053.57	\$12,946.43	\$0.00	\$12,946.43	63.01%
E015X52320	COMMUNICATIONS	\$10,582.50	\$820.09	\$4,767.89	\$5,814.61	\$1,763.07	\$4,051.54	61.71%
E015X52330	RENTS & LEASES	\$500.00	\$71.07	\$307.14	\$192.86	\$192.86	\$0.00	100.00%
E015X52340	PROFESSIONAL SERVICES	\$41,033.95	\$1,602.62	\$22,928.04	\$18,105.91	\$9,683.04	\$8,422.87	79.47%
E015X52351	MAINTENANCE OF EQUIPM	\$2,500.00	\$31.78	\$31.78	\$2,468.22	\$787.50	\$1,680.72	32.77%
E015X52352	MAINTENANCE OF FACILTI	\$2,000.00	\$44.92	\$174.34	\$1,825.66	\$296.64	\$1,529.02	23.55%
E015X52360	INSURANCE & BONDING	\$15,000.00	\$0.00	\$58.75	\$14,941.25	\$0.00	\$14,941.25	0.39%

Target Percent: 58.33%

Expense Report
As Of: 1/1/2024 to 7/31/2024

Account	Description	Budget	MTD Expense	YTD Expense	UnExp. Balance	Encumbrance	Unenc. Balance	% Used
E015X52370	ADVERTISING	\$100.00	\$0.00	\$0.00	\$100.00	\$0.00	\$100.00	0.00%
E015X52380	PRINTING & REPRODUCTIO	\$200.00	\$0.00	\$70.82	\$129.18	\$0.00	\$129.18	35.41%
E015X52390	MISCELLANEOUS CONTRA	\$21,064.18	\$1,235.54	\$10,389.47	\$10,674.71	\$8,121.30	\$2,553.41	87.88%
E015X52410	OFFICE SUPPLIES	\$1,000.00	\$11.61	\$183.82	\$816.18	\$12.33	\$803.85	19.62%
E015X52420	OPERATING SUPPLIES	\$42,736.80	\$4,902.46	\$27,608.35	\$15,128.45	\$10,994.13	\$4,134.32	90.33%
E015X52421	DIESEL & GASOLINE	\$9,345.03	\$309.62	\$2,681.96	\$6,663.07	\$5,913.07	\$750.00	91.97%
E015X52430	REPAIR & MAINTENANCE S	\$7,402.80	\$136.84	\$2,496.25	\$4,906.55	\$4,996.68	(\$90.13)	101.22%
E015X52440	SMALL TOOLS & MINOR EQ	\$1,508.88	\$0.00	\$10.60	\$1,498.28	\$750.00	\$748.28	50.41%
E015X52510	LAND & LAND IMPROVEME	\$0.00	\$0.00	\$0.00	\$0.00	\$0.00	\$0.00	N/A
E015X52520	CAPITAL EQUIPMENT	\$116,811.51	\$10,051.95	\$30,243.77	\$86,567.74	\$49,605.20	\$36,962.54	68.36%
E015X52530	BUILDINGS & OTHER STRU	\$2,000.00	\$0.00	\$0.00	\$2,000.00	\$0.00	\$2,000.00	0.00%
E015X52550	STREETS, HIGHWAYS, SID	\$0.00	\$0.00	\$0.00	\$0.00	\$0.00	\$0.00	N/A
E015X52560	UTILITY DISTRIBUTION SYS	\$39,000.00	\$0.00	\$6,919.60	\$32,080.40	\$7,080.40	\$25,000.00	35.90%
E015X52611	DEBT RETIREMENT/BONDS	\$0.00	\$0.00	\$0.00	\$0.00	\$0.00	\$0.00	N/A
E015X52612	DEBT RETIREMENT/NOTES	\$0.00	\$0.00	\$0.00	\$0.00	\$0.00	\$0.00	N/A
E015X52621	INTEREST/BONDS	\$0.00	\$0.00	\$0.00	\$0.00	\$0.00	\$0.00	N/A
E015X52622	INTEREST/NOTES	\$0.00	\$0.00	\$0.00	\$0.00	\$0.00	\$0.00	N/A
E015X52623	OPWC PAYMENTS	\$80,000.00	\$0.00	\$49,315.61	\$30,684.39	\$0.00	\$30,684.39	61.64%
E015X52703	CONST PROJECTS TRANSF	\$0.00	\$0.00	\$0.00	\$0.00	\$0.00	\$0.00	N/A
E015X52704	OVERPAYMENTS RETURN	\$1,000.00	\$0.00	\$58.42	\$941.58	\$0.00	\$941.58	5.84%
GENERAL/COMMUNITY DEVELOPMENT Totals:		\$833,289.40	\$38,911.25	\$344,257.23	\$489,032.17	\$100,620.76	\$388,411.41	53.39%
BASIC UTILITY SERVICES Totals:		\$833,344.40	\$38,911.25	\$344,257.23	\$489,087.17	\$100,620.76	\$388,466.41	53.38%
FUND TYPE: E Totals:		\$833,344.40	\$38,911.25	\$344,257.23	\$489,087.17	\$100,620.76	\$388,466.41	53.38%
E01 Total:		\$833,344.40	\$38,911.25	\$344,257.23	\$489,087.17	\$100,620.76	\$388,466.41	53.38%
E02	SEWER FUND							
FUND TYPE: E								
BASIC UTILITY SERVICES								
COUNTY AUDITOR & TREASURER FEE		\$5.00	\$0.00	\$0.00	\$5.00	\$0.00	\$5.00	0.00%
E025G52343	ADVERTISING DELINQUEN	\$50.00	\$0.00	\$0.00	\$50.00	\$0.00	\$50.00	0.00%
E025G52345	AUDITOR & TREASURER F	\$55.00	\$0.00	\$0.00	\$55.00	\$0.00	\$55.00	0.00%
COUNTY AUDITOR & TREASURER FEE Totals:		\$110.00	\$0.00	\$0.00	\$110.00	\$0.00	\$110.00	0.00%
GENERAL/COMMUNITY DEVELOPMENT								
E025X52110	NON-UNIFORM WAGES	\$0.00	\$0.00	\$0.00	\$0.00	\$0.00	\$0.00	N/A
E025X52112	OVERTIME PAY	\$250,000.00	\$10,326.09	\$88,913.61	\$151,086.39	\$0.00	\$151,086.39	39.57%
E025X52113	HOLIDAY PAY	\$15,000.00	\$656.18	\$5,291.62	\$9,708.38	\$0.00	\$9,708.38	35.28%
E025X52114	VACATION PAY	\$0.00	\$0.00	\$0.00	\$0.00	\$0.00	\$0.00	N/A
E025X52115	SICK PAY	\$5,500.00	\$0.00	\$7,527.39	(\$2,027.39)	\$0.00	(\$2,027.39)	136.86%
E025X52116	HEALTH INS WAIVER	\$0.00	\$0.00	\$0.00	\$0.00	\$0.00	\$0.00	N/A
E025X52118	OTHER WAGES & PAY	\$360.00	\$0.00	\$0.00	\$360.00	\$0.00	\$360.00	0.00%
E025X52119	HRA-HEALTH REIMBURSE	\$6,000.00	\$0.00	\$0.00	\$6,000.00	\$0.00	\$6,000.00	0.00%
E025X52120	HOSPITALIZATION	\$0.00	\$0.00	\$0.00	\$0.00	\$0.00	\$0.00	N/A
E025X52121	WORKERS COMPENSATIO	\$65,000.00	\$3,855.35	\$30,940.07	\$34,059.93	\$42.74	\$34,017.19	47.67%
E025X52122	UNEMPLOYMENT COMPEN	\$15,000.00	\$0.00	\$3,820.88	\$11,179.12	\$0.00	\$11,179.12	25.47%
E025X52123	PUBLIC EMPLOYEES RETIR	\$0.00	\$0.00	\$0.00	\$0.00	\$0.00	\$0.00	N/A
E025X52125		\$40,000.00	\$1,576.41	\$13,875.80	\$26,124.20	\$0.00	\$26,124.20	34.69%
E02 Total:		\$833,344.40	\$38,911.25	\$344,257.23	\$489,087.17	\$100,620.76	\$388,466.41	53.38%
E01 E02 Target Percent:								58.33%

Expense Report
As Of: 1/1/2024 to 7/31/2024

Account	Description	Budget	MTD Expense	YTD Expense	UnExp. Balance	Encumbrance	Unenc. Balance	% Used
E025X52126	MEDICARE & FICA	\$4,000.00	\$153.30	\$1,566.29	\$2,433.71	\$0.00	\$2,433.71	39.16%
E025X52141	UNIFORMS	\$3,025.00	\$0.00	\$1,049.86	\$1,975.14	\$176.59	\$1,798.55	40.54%
E025X52201	TRAVEL & ASSOCIATED EX	\$0.00	\$0.00	\$0.00	\$0.00	\$0.00	\$0.00	N/A
E025X52202	MILEAGE & ASSOCIATED E	\$0.00	\$0.00	\$0.00	\$0.00	\$0.00	\$0.00	N/A
E025X52300	DUES & FEES	\$618.75	\$37.50	\$207.50	\$411.25	\$192.50	\$218.75	64.65%
E025X52310	UTILITIES	\$48,000.00	\$3,063.54	\$25,813.69	\$22,186.31	\$0.00	\$22,186.31	53.78%
E025X52320	COMMUNICATIONS	\$10,582.50	\$684.56	\$3,828.16	\$6,754.34	\$1,763.06	\$4,991.28	52.83%
E025X52330	RENTS & LEASES	\$550.00	\$71.07	\$307.14	\$242.86	\$192.86	\$50.00	90.91%
E025X52340	PROFESSIONAL SERVICES	\$118,533.94	\$8,970.62	\$60,189.33	\$58,344.61	\$48,230.73	\$10,113.88	91.47%
E025X52351	MAINTENANCE OF EQUIPM	\$63,654.95	\$327.08	\$46,624.91	\$17,030.04	\$14,472.50	\$2,557.54	95.98%
E025X52352	MAINTENANCE OF FACILITI	\$13,000.00	\$44.91	\$434.33	\$12,565.67	\$296.65	\$12,269.02	5.82%
E025X52360	INSURANCE & BONDING	\$18,000.00	\$0.00	\$58.75	\$17,941.25	\$0.00	\$17,941.25	0.33%
E025X52370	ADVERTISING	\$100.00	\$0.00	\$0.00	\$100.00	\$0.00	\$100.00	0.00%
E025X52380	PRINTING & REPRODUCTIO	\$200.00	\$0.00	\$70.83	\$129.17	\$0.00	\$129.17	35.42%
E025X52390	MISCELLANEOUS CONTRA	\$17,139.18	\$1,269.21	\$8,669.13	\$8,470.05	\$9,190.01	(\$719.96)	104.20%
E025X52410	OFFICE SUPPLIES	\$1,000.00	\$28.99	\$201.22	\$798.78	\$12.33	\$786.45	21.36%
E025X52420	OPERATING SUPPLIES	\$29,054.45	\$4,902.47	\$24,384.40	\$4,670.05	\$8,449.15	(\$3,779.10)	113.01%
E025X52421	DIESEL & GASOLINE	\$8,345.04	\$309.62	\$2,681.97	\$5,663.07	\$5,913.07	(\$250.00)	103.00%
E025X52430	REPAIR & MAINTENANCE S	\$10,902.80	\$136.85	\$2,713.47	\$8,189.33	\$7,496.65	\$692.68	93.65%
E025X52440	SMALL TOOLS & MINOR EQ	\$2,008.88	\$62.86	\$73.47	\$1,935.41	\$750.00	\$1,185.41	40.99%
E025X52510	LAND & LAND IMPROVEME	\$25,168.63	\$429.99	\$5,482.29	\$19,686.34	\$4,686.34	\$15,000.00	40.40%
E025X52520	CAPITAL EQUIPMENT	\$65,000.00	\$0.00	\$27,269.86	\$37,730.14	\$4,635.00	\$33,095.14	49.08%
E025X52530	BUILDINGS & OTHER STRU	\$0.00	\$0.00	\$0.00	\$0.00	\$0.00	\$0.00	N/A
E025X52550	STREETS, HIGHWAYS, SID	\$0.00	\$0.00	\$0.00	\$0.00	\$0.00	\$0.00	N/A
E025X52560	UTILITY DISTRIBUTION SYS	\$20,000.00	\$3,347.80	\$7,355.80	\$12,644.20	\$10,992.00	\$1,652.20	91.74%
E025X52611	DEBT RETIREMENT/BONDS	\$0.00	\$0.00	\$0.00	\$0.00	\$0.00	\$0.00	N/A
E025X52612	DEBT RETIREMENT/NOTES	\$0.00	\$0.00	\$0.00	\$0.00	\$0.00	\$0.00	N/A
E025X52621	INTEREST/BONDS	\$0.00	\$0.00	\$0.00	\$0.00	\$0.00	\$0.00	N/A
E025X52622	INTEREST/NOTES	\$0.00	\$0.00	\$0.00	\$0.00	\$0.00	\$0.00	N/A
E025X52623	OPWC PAYMENTS	\$70,000.00	\$0.00	\$55,438.78	\$14,561.22	\$0.00	\$14,561.22	79.20%
E025X52701	SANITARY SEWER REHAB	\$0.00	\$0.00	\$0.00	\$0.00	\$0.00	\$0.00	N/A
E025X52703	CAPITAL IMPROVEMENT T	\$250.00	\$0.00	\$25.74	\$224.26	\$0.00	\$224.26	10.30%
E025X52704	OVERPAYMENTS RETURN	\$925,994.12	\$40,254.40	\$434,816.29	\$491,177.83	\$117,492.18	\$373,685.65	59.64%
GENERAL/COMMUNITY DEVELOPMENT Totals:		\$926,049.12	\$40,254.40	\$434,816.29	\$491,232.83	\$117,492.18	\$373,740.65	59.64%
FUND TYPE: E Totals:		\$926,049.12	\$40,254.40	\$434,816.29	\$491,232.83	\$117,492.18	\$373,740.65	59.64%
E02 Total:		\$926,049.12	\$40,254.40	\$434,816.29	\$491,232.83	\$117,492.18	\$373,740.65	59.64%
G06	GARBAGE & TRASH					Target Percent:	58.33%	
FUND TYPE: G								
GENERAL GOVERNMENT								
COUNTY AUDITOR & TREASURER FEE		\$0.00	\$0.00	\$0.00	\$0.00	\$0.00	\$0.00	N/A
G067G52343	ADVERTISING DELINQUEN	\$0.00	\$0.00	\$0.00	\$0.00	\$0.00	\$0.00	N/A
G067G52345	AUDITOR & TREASURER F	\$0.00	\$0.00	\$0.00	\$0.00	\$0.00	\$0.00	N/A
COUNTY AUDITOR & TREASURER FEE Totals:		\$0.00	\$0.00	\$0.00	\$0.00	\$0.00	\$0.00	N/A
GENERAL/COMMUNITY DEVELOPMENT								

New Lebanon Revenue Report

Accounts: A010010000 to H046G52702
As Of: 1/1/2024 to 7/31/2024

Include Inactive Accounts: No

Account	Description	Budget	MTD Revenue	YTD Revenue	Uncollected	% Collected
A01	GENERAL FUND			Target Percent:	58.33%	
FUND TYPE: A						
*REVENUE						
LOCAL TAXES						
A010A41110	REAL ESTATE TAXES	\$70,000.00	\$0.00	\$45,825.26	\$24,174.74	65.46%
A010A41111	PUBLIC UTILITY PROPERTY TAX	\$7,000.00	\$0.00	\$3,566.76	\$3,433.24	50.95%
A010A41120	TANGIBLE PERSONAL PROPERTY TAX	\$0.00	\$0.00	\$0.00	\$0.00	N/A
A010A41130	INTANGIBLE PERSONAL PROPERTY TA	\$0.00	\$0.00	\$0.00	\$0.00	N/A
	LOCAL TAXES Totals:	\$77,000.00	\$0.00	\$49,392.02	\$27,607.98	64.15%
STATE SHARED TAXES & PERMITS						
A010B41210	LOCAL GOVERNMENT	\$72,000.00	\$8,306.73	\$50,285.17	\$21,714.83	69.84%
A010B41214	HOMESTEAD & ROLLBACK	\$10,000.00	\$0.00	\$6,814.60	\$3,185.40	68.15%
A010B41215	ELECTRIC/GAS TANGIBLE PP	\$0.00	\$0.00	\$0.00	\$0.00	N/A
A010B41216	TANGIBLE PERSONAL PROPERTY	\$0.00	\$0.00	\$0.00	\$0.00	N/A
A010B41220	ESTATE TAX	\$0.00	\$0.00	\$0.00	\$0.00	N/A
A010B41230	CIGARETTE TAX	\$300.00	\$0.00	\$0.00	\$300.00	0.00%
A010B41250	LIQUOR & BEER PERMITS	\$750.00	\$0.00	\$4,274.55	(\$3,524.55)	569.94%
A010B41280	HOUSE TRAILER TAX	\$300.00	\$0.00	\$2,178.81	(\$1,878.81)	726.27%
	STATE SHARED TAXES & PERMITS Totals:	\$83,350.00	\$8,306.73	\$63,553.13	\$19,796.87	76.25%
INTERGOVERNMENTAL REVENUES						
A010D41420	STATE GRANTS OR AIDS	\$0.00	\$0.00	\$0.00	\$0.00	N/A
A010D41430	OTHER GRANTS OR AIDS	\$0.00	\$0.00	\$0.00	\$0.00	N/A
A010D41440	ED/GE GRANT	\$0.00	\$0.00	\$0.00	\$0.00	N/A
A010D41450	ISSUE II GRANT	\$0.00	\$0.00	\$0.00	\$0.00	N/A
A010D41460	RTA GRANT	\$0.00	\$0.00	\$0.00	\$0.00	N/A
A010D41470	ODOD GRANT	\$0.00	\$0.00	\$0.00	\$0.00	N/A
A010D41480	ODNR GRANT	\$0.00	\$0.00	\$0.00	\$0.00	N/A
A010D41490	CDBG	\$0.00	\$0.00	\$0.00	\$0.00	N/A
A010D41500	FEMA TRANSFER	\$0.00	\$0.00	\$0.00	\$0.00	N/A
A010D41501	ED/GE REIMBURSEMENT	\$0.00	\$0.00	\$0.00	\$0.00	N/A
	INTERGOVERNMENTAL REVENUES Totals:	\$0.00	\$0.00	\$0.00	\$0.00	N/A
CHARGES FOR SERVICES						
A010E41590	MISCELLANEOUS	\$250.00	\$0.00	\$46.20	\$203.80	18.48%
A010E41591	BRICK PAVING PROGRAM	\$0.00	\$0.00	\$0.00	\$0.00	N/A
A010E41592	MOWING INVOICES	\$2,000.00	\$0.00	\$651.08	\$1,348.92	32.55%
A010E41593	POLICE REPORTS	\$150.00	\$56.00	\$183.00	(\$33.00)	122.00%
	CHARGES FOR SERVICES Totals:	\$2,400.00	\$56.00	\$880.28	\$1,519.72	36.68%
FINES, LICENSES & PERMITS						
A010F41612	COURT FINES	\$100.00	\$0.00	\$11.88	\$88.12	11.88%

Revenue Report
As Of: 1/1/2024 to 7/31/2024

Account	Description	Budget	MTD Revenue	YTD Revenue	Uncollected	% Collected
A010F41614	OTHER FINES	\$500.00	\$0.00	\$1,988.01	(\$1,488.01)	397.60%
A010F41615	NSF CHECK FEES	\$1,000.00	\$167.00	\$674.00	\$326.00	67.40%
A010F41621	STORAGE & DUMPSTERS	\$0.00	\$0.00	\$30.00	(\$30.00)	N/A
A010F41625	OTHER PERMITS, LICENSES	\$35,000.00	\$85.00	\$17,601.93	\$17,398.07	50.29%
A010F41626	CERTIFICATE OF OCCUPANCY	\$250.00	\$0.00	\$100.00	\$150.00	40.00%
A010F41627	SIGN PERMITS	\$1,000.00	\$0.00	\$600.00	\$400.00	60.00%
A010F41628	SIGN PERMITS/POLITICAL	\$10.00	\$0.00	\$0.00	\$10.00	0.00%
A010F41630	ZONING PERMITS	\$3,000.00	\$75.00	\$950.00	\$2,050.00	31.67%
A010F41640	BUSINESS PERMITS	\$500.00	\$0.00	\$200.00	\$300.00	40.00%
A010F41650	SOLICITATION PERMITS	\$20.00	\$0.00	\$20.00	\$0.00	100.00%
A010F41660	ELECTRICAL PERMITS	\$0.00	\$0.00	\$0.00	\$0.00	N/A
A010F41670	HOME SALES	\$150.00	\$55.00	\$110.00	\$40.00	73.33%
A010F41680	BUILDING PERMITS-PLANNING	\$200.00	\$0.00	\$0.00	\$200.00	0.00%
	FINES, LICENSES & PERMITS Totals:	\$41,730.00	\$382.00	\$22,285.82	\$19,444.18	53.40%
	PROCEEDS SALE OF PUBLIC DEBT					
A010G41720	PROCEEDS SALE OF PUBLIC DEBT	\$0.00	\$0.00	\$0.00	\$0.00	N/A
	PROCEEDS SALE OF PUBLIC DEBT Totals:	\$0.00	\$0.00	\$0.00	\$0.00	N/A
	MISCELLANEOUS					
A010H41810	SALE OF FIXED ASSETS	\$0.00	\$0.00	\$0.00	\$0.00	N/A
A010H41820	INTEREST ON INVESTMENTS	\$10,295.00	\$7,060.32	\$49,716.44	(\$39,421.44)	482.92%
A010H41830	CONTRIBUTIONS & DONATIONS	\$200.00	\$785.00	\$5,070.00	(\$4,870.00)	2535.00%
A010H41831	CHRISTMAS BANNERS	\$0.00	\$0.00	\$0.00	\$0.00	N/A
A010H41840	SERVICE, CLAIMS, ETC	\$25.00	\$0.00	\$0.00	\$25.00	0.00%
A010H41850	GOVDEALS, AUCTION ITEMS	\$0.00	\$0.00	\$0.00	\$0.00	N/A
A010H41860	RENTS	\$17,000.00	\$0.00	\$10,584.00	\$6,416.00	62.26%
A010H41870	UNCLAIMED & FORFEITED FUNDS	\$0.00	\$0.00	\$434.39	(\$434.39)	N/A
A010H41880	CAMP CONNECT FEES	\$1,500.00	\$0.00	\$0.00	\$1,500.00	0.00%
	MISCELLANEOUS Totals:	\$29,020.00	\$7,845.32	\$65,804.83	(\$36,784.83)	226.76%
	NON-REVENUE TRANSFERS & REIMB					
A010I41910	REIMBURSEMENTS	\$5,000.00	\$276.62	\$4,130.32	\$869.68	82.61%
A010I41920	TRANSFERS/ADVANCES IN	\$0.00	\$0.00	\$0.00	\$0.00	N/A
A010I41930	ADVANCED TAXES	\$0.00	\$29,820.48	\$31,776.08	(\$31,776.08)	N/A
A010I41940	MISCELLANEOUS	\$1,500.00	\$0.00	\$0.00	\$1,500.00	0.00%
A010I41950	TRANSFERS FROM INCOME TAX	\$500,000.00	\$69,116.81	\$495,495.70	\$4,504.30	99.10%
A010I41951	TRANSFERS FROM GARBAGE/TRASH	\$0.00	\$0.00	\$0.00	\$0.00	N/A
A010I41952	MUNI COURT TRANSFER	\$0.00	\$0.00	\$0.00	\$0.00	N/A
A010I41960	RETURN OF INVESTMENTS	\$0.00	\$0.00	\$0.00	\$0.00	N/A
A010I41970	ED/GE GRANT	\$0.00	\$0.00	\$0.00	\$0.00	N/A
A010I41971	OPWC CD07S/CD08S	\$0.00	\$0.00	\$0.00	\$0.00	N/A
	NON-REVENUE TRANSFERS & REIMB Totals:	\$506,500.00	\$99,213.91	\$531,402.10	(\$24,902.10)	104.92%
	*REVENUE Totals:	\$740,000.00	\$115,803.96	\$733,318.18	\$6,681.82	99.10%
	FUND TYPE: A Totals:	\$740,000.00	\$115,803.96	\$733,318.18	\$6,681.82	99.10%
A01 Total:		\$740,000.00	\$115,803.96	\$733,318.18	\$6,681.82	99.10%
B01	STREET MAINT					
FUND TYPE: B				Target Percent:	58.33%	

Revenue Report
As Of: 1/1/2024 to 7/31/2024

Account	Description	Budget	MTD Revenue	YTD Revenue	Uncollected	% Collected
*REVENUE						
LOCAL TAXES						
B010A4110	REAL ESTATE TAXES	\$200,000.00	\$0.00	\$111,081.31	\$88,918.69	55.54%
B010A4111	PUB UTILITY TAXES	\$20,000.00	\$0.00	\$12,104.83	\$7,895.17	60.52%
B010A4120	TANGIBLE PERSONAL PROP	\$0.00	\$0.00	\$0.00	\$0.00	N/A
	LOCAL TAXES Totals:	\$220,000.00	\$0.00	\$123,186.14	\$96,813.86	55.99%
STATE SHARED TAXES & PERMITS						
B010B41214	HOMESTEAD & ROLLBACK	\$7,500.00	\$0.00	\$3,526.47	\$3,973.53	47.02%
B010B41240	LICENSE FEES	\$20,000.00	\$1,859.89	\$12,285.94	\$7,714.06	61.43%
B010B41260	GASOLINE TAX	\$110,000.00	\$13,030.18	\$87,013.64	\$22,986.36	79.10%
B010B41280	HIGHWAY DISTRIBUTION	\$35,000.00	\$2,486.02	\$25,320.15	\$9,679.85	72.34%
B010B41281	HOUSE TRAILER TAX	\$0.00	\$0.00	\$0.00	\$0.00	N/A
	STATE SHARED TAXES & PERMITS Totals:	\$172,500.00	\$17,376.09	\$128,146.20	\$44,353.80	74.29%
SPECIAL ASSESSMENTS						
B010C41320	PROJECT ASSESSMENTS	\$20,000.00	\$0.00	\$17,311.34	\$2,688.66	86.56%
	SPECIAL ASSESSMENTS Totals:	\$20,000.00	\$0.00	\$17,311.34	\$2,688.66	86.56%
INTERGOVERNMENTAL REVENUES						
B010D41410	FEDERAL GRANTS OR AIDS	\$0.00	\$0.00	\$0.00	\$0.00	N/A
B010D41420	STATE GRANTS OR AIDS	\$0.00	\$0.00	\$0.00	\$0.00	N/A
B010D41500	FEMA TRANSFER	\$0.00	\$0.00	\$0.00	\$0.00	N/A
	INTERGOVERNMENTAL REVENUES Totals:	\$0.00	\$0.00	\$0.00	\$0.00	N/A
CHARGES FOR SERVICES						
B010E41590	MISCELLANEOUS	\$0.00	\$0.00	\$0.00	\$0.00	N/A
	CHARGES FOR SERVICES Totals:	\$0.00	\$0.00	\$0.00	\$0.00	N/A
PROCEEDS SALE OF PUBLIC DEBT						
B010G41720	SALE OF NOTES	\$0.00	\$0.00	\$0.00	\$0.00	N/A
	PROCEEDS SALE OF PUBLIC DEBT Totals:	\$0.00	\$0.00	\$0.00	\$0.00	N/A
MISCELLANEOUS						
B010H41820	INTEREST ON INVESTMENTS	\$5,000.00	\$869.98	\$5,074.53	(\$74.53)	101.49%
B010H41840	SERVICE, CLAIMS, ETC	\$0.00	\$0.00	\$0.00	\$0.00	N/A
B010H41850	GOVDEALS, AUCTION ITEM	\$0.00	\$0.00	\$0.00	\$0.00	N/A
	MISCELLANEOUS Totals:	\$5,000.00	\$869.98	\$5,074.53	(\$74.53)	101.49%
NON-REVENUE TRANSFERS & REIMB						
B010I41910	REIMBURSEMENTS	\$2,000.00	\$483.72	\$3,203.52	(\$1,203.52)	160.18%
B010I41920	TRANSFERS	\$30,250.00	\$0.00	\$0.00	\$30,250.00	0.00%
B010I41930	ADVANCED TAXES	\$0.00	\$66,885.23	\$71,070.15	(\$71,070.15)	N/A
B010I41940	MISCELLANEOUS	\$250.00	\$0.00	\$0.00	\$250.00	0.00%
B010I41967	OPWC-CD04Q/CD05Q	\$0.00	\$0.00	\$0.00	\$0.00	N/A
B010I41968	OPWC-CD02Q/CD03Q	\$0.00	\$0.00	\$0.00	\$0.00	N/A
B010I41970	OPWC-CD21R/CD22R	\$0.00	\$0.00	\$0.00	\$0.00	N/A
	NON-REVENUE TRANSFERS & REIMB Totals:	\$32,500.00	\$67,368.95	\$74,273.67	(\$41,773.67)	228.53%
	*REVENUE Totals:	\$450,000.00	\$85,615.02	\$347,991.88	\$102,008.12	77.33%
	FUND TYPE: B Totals:	\$450,000.00	\$85,615.02	\$347,991.88	\$102,008.12	77.33%
B01 Total:		\$450,000.00	\$85,615.02	\$347,991.88	\$102,008.12	77.33%
B02	HIGHWAY MAINT			Target Percent:	58.33%	

Revenue Report
As Of: 1/1/2024 to 7/31/2024

Account	Description	Budget	MTD Revenue	YTD Revenue	Uncollected	% Collected
FUND TYPE: B						
*REVENUE						
STATE SHARED TAXES & PERMITS						
B020B41240	LICENSE FEES	\$2,000.00	\$150.80	\$996.16	\$1,003.84	49.81%
B020B41260	GASOLINE TAX	\$9,575.00	\$1,056.50	\$7,055.16	\$2,519.84	73.68%
B020B41280	HIGHWAY DISTRIBUTION	\$2,500.00	\$201.57	\$1,619.55	\$880.45	64.78%
	STATE SHARED TAXES & PERMITS Totals:	\$14,075.00	\$1,408.87	\$9,670.87	\$4,404.13	68.71%
INTERGOVERNMENTAL REVENUES						
B020D41500	FEMA TRANSFER	\$0.00	\$0.00	\$0.00	\$0.00	N/A
	INTERGOVERNMENTAL REVENUES Totals:	\$0.00	\$0.00	\$0.00	\$0.00	N/A
CHARGES FOR SERVICES						
B020E41590	MISCELLANEOUS	\$0.00	\$0.00	\$0.00	\$0.00	N/A
	CHARGES FOR SERVICES Totals:	\$0.00	\$0.00	\$0.00	\$0.00	N/A
MISCELLANEOUS						
B020H41820	INTEREST ON INVESTMENTS	\$1,000.00	\$145.70	\$1,022.04	(\$22.04)	102.20%
B020H41850	GOVDEALS, AUCTION ITEM	\$0.00	\$0.00	\$0.00	\$0.00	N/A
	MISCELLANEOUS Totals:	\$1,000.00	\$145.70	\$1,022.04	(\$22.04)	102.20%
NON-REVENUE TRANSFERS & REIMB						
B020I41910	REIMBURSEMENTS	\$100.00	\$0.00	\$31.80	\$68.20	31.80%
B020I41920	TRANSFER FROM GENERAL FUND	\$0.00	\$0.00	\$0.00	\$0.00	N/A
B020I41940	MISCELLANEOUS	\$0.00	\$0.00	\$0.00	\$0.00	N/A
	NON-REVENUE TRANSFERS & REIMB Totals:	\$100.00	\$0.00	\$31.80	\$68.20	31.80%
	*REVENUE Totals:	\$15,175.00	\$1,554.57	\$10,724.71	\$4,450.29	70.67%
	FUND TYPE: B Totals:	\$15,175.00	\$1,554.57	\$10,724.71	\$4,450.29	70.67%
B02 Total:				\$10,724.71	\$4,450.29	70.67%
B03	STREET LIGHTING			Target Percent:	58.33%	
FUND TYPE: B						
*REVENUE						
SPECIAL ASSESSMENTS						
B030C41360	STREET LIGHTING	\$62,000.00	\$0.00	\$58,378.14	\$3,621.86	94.16%
	SPECIAL ASSESSMENTS Totals:	\$62,000.00	\$0.00	\$58,378.14	\$3,621.86	94.16%
NON-REVENUE TRANSFERS & REIMB						
B030I41910	REIMBURSEMENTS	\$0.00	\$0.00	\$0.00	\$0.00	N/A
B030I41930	ADVANCED TAXES	\$0.00	\$0.00	\$0.00	\$0.00	N/A
	NON-REVENUE TRANSFERS & REIMB Totals:	\$0.00	\$0.00	\$0.00	\$0.00	N/A
	*REVENUE Totals:	\$62,000.00	\$0.00	\$58,378.14	\$3,621.86	94.16%
	FUND TYPE: B Totals:	\$62,000.00	\$0.00	\$58,378.14	\$3,621.86	94.16%
B03 Total:				\$58,378.14	\$3,621.86	94.16%
B04	PARK DONATION FUND			Target Percent:	58.33%	
FUND TYPE: B						
*REVENUE						
MISCELLANEOUS						
B040H41830	CONTRIBUTIONS & DONATIONS	\$4,500.00	\$0.00	\$575.00	\$3,925.00	12.78%
B040H41831	RECREATION PROGRAM	\$700.00	\$0.00	\$0.00	\$700.00	0.00%

Revenue Report
As Of: 1/1/2024 to 7/31/2024

Account	Description	Budget	MTD Revenue	YTD Revenue	Uncollected	% Collected
B040H41832	EVENT FEES	\$2,500.00	\$0.00	\$0.00	\$2,500.00	0.00%
B040H41833	BEAUTIFICATION	\$0.00	\$0.00	\$0.00	\$0.00	N/A
	MISCELLANEOUS Totals:	\$7,700.00	\$0.00	\$575.00	\$7,125.00	7.47%
NON-REVENUE TRANSFERS & REIMB						
B040I41920	TRANSFER FROM GENERAL & SAN SW	\$0.00	\$0.00	\$0.00	\$0.00	N/A
	NON-REVENUE TRANSFERS & REIMB Totals:	\$0.00	\$0.00	\$0.00	\$0.00	N/A
	*REVENUE Totals:	\$7,700.00	\$0.00	\$575.00	\$7,125.00	7.47%
	FUND TYPE: B Totals:	\$7,700.00	\$0.00	\$575.00	\$7,125.00	7.47%
B04 Total:				\$575.00	\$7,125.00	7.47%
B05	MONT CO MUNI COURT			Target Percent:	58.33%	
FUND TYPE: B						
*REVENUE						
MISCELLANEOUS						
B050H41860	RENTS, LEASES	\$0.00	\$0.00	\$0.00	\$0.00	N/A
	MISCELLANEOUS Totals:	\$0.00	\$0.00	\$0.00	\$0.00	N/A
NON-REVENUE TRANSFERS & REIMB						
B050I41910	REIMBURSEMENTS	\$0.00	\$0.00	\$0.00	\$0.00	N/A
B050I41920	TRANSFER FROM GENERAL	\$0.00	\$0.00	\$0.00	\$0.00	N/A
B050I41940	MISCELLANEOUS	\$0.00	\$0.00	\$0.00	\$0.00	N/A
	NON-REVENUE TRANSFERS & REIMB Totals:	\$0.00	\$0.00	\$0.00	\$0.00	N/A
	*REVENUE Totals:	\$0.00	\$0.00	\$0.00	\$0.00	N/A
	FUND TYPE: B Totals:	\$0.00	\$0.00	\$0.00	\$0.00	N/A
B05 Total:		\$0.00		\$0.00	\$0.00	N/A
B06	CARES ACT COVID			Target Percent:	58.33%	
FUND TYPE: B						
*REVENUE						
INTERGOVERNMENTAL REVENUES						
B060D41430	CARES ACT COVID	\$0.00	\$0.00	\$0.00	\$0.00	N/A
	INTERGOVERNMENTAL REVENUES Totals:	\$0.00	\$0.00	\$0.00	\$0.00	N/A
	*REVENUE Totals:	\$0.00	\$0.00	\$0.00	\$0.00	N/A
	FUND TYPE: B Totals:	\$0.00	\$0.00	\$0.00	\$0.00	N/A
B06 Total:		\$0.00		\$0.00	\$0.00	N/A
B07	AMER RESCUE PLAN			Target Percent:	58.33%	
FUND TYPE: B						
*REVENUE						
INTERGOVERNMENTAL REVENUES						
B070D41430	AMER RESCUE PLAN ACT	\$0.00	\$0.00	\$0.00	\$0.00	N/A
	INTERGOVERNMENTAL REVENUES Totals:	\$0.00	\$0.00	\$0.00	\$0.00	N/A
	*REVENUE Totals:	\$0.00	\$0.00	\$0.00	\$0.00	N/A
	FUND TYPE: B Totals:	\$0.00	\$0.00	\$0.00	\$0.00	N/A
B07 Total:		\$0.00		\$0.00	\$0.00	N/A
B08	FIRE FUND			Target Percent:	58.33%	

Revenue Report
As Of: 1/1/2024 to 7/31/2024

Account	Description	Budget	MTD Revenue	YTD Revenue	Uncollected	% Collected
FUND TYPE: B						
*REVENUE						
LOCAL TAXES						
B080A4110	REAL ESTATE TAXES	\$200,000.00	\$0.00	\$111,081.31	\$88,918.69	55.54%
B080A4111	PUBLIC UTILITY PROPERTY TAX	\$20,000.00	\$0.00	\$12,104.83	\$7,895.17	60.52%
B080A4120	TANGIBLE PERSONAL PROPERTY TAX	\$0.00	\$0.00	\$0.00	\$0.00	N/A
	LOCAL TAXES Totals:	\$220,000.00	\$0.00	\$123,186.14	\$96,813.86	55.99%
STATE SHARED TAXES & PERMITS						
B080B41214	HOMESTEAD & ROLLBACK	\$7,000.00	\$0.00	\$3,526.47	\$3,473.53	50.38%
B080B41215	ELECTRIC/GAS TANGIBLE PP	\$0.00	\$0.00	\$0.00	\$0.00	N/A
B080B41216	TANGIBLE PERSONAL PROPERTY	\$0.00	\$0.00	\$0.00	\$0.00	N/A
B080B41280	HOUSE TRAILER TAX	\$150.00	\$0.00	\$5,345.70	(\$5,195.70)	3563.80%
	STATE SHARED TAXES & PERMITS Totals:	\$7,150.00	\$0.00	\$8,872.17	(\$1,722.17)	124.09%
INTERGOVERNMENTAL REVENUES						
B080D41420	STATE GRANTS OR AIDS	\$0.00	\$0.00	\$10,000.00	(\$10,000.00)	N/A
B080D41430	OTHER GRANTS & AIDS	\$0.00	\$0.00	\$0.00	\$0.00	N/A
B080D41500	FEMA GRANT	\$0.00	\$0.00	\$0.00	\$0.00	N/A
B080D41520	HHS STIMULUS	\$0.00	\$0.00	\$0.00	\$0.00	N/A
	INTERGOVERNMENTAL REVENUES Totals:	\$0.00	\$0.00	\$10,000.00	(\$10,000.00)	N/A
CHARGES FOR SERVICES						
B080E41516	FIRE PROTECTION-PERRY TWP	\$250,000.00	\$60,637.09	\$289,573.13	(\$39,573.13)	115.83%
B080E41517	FIRE PROTECTION-JACKSON TWP	\$250,000.00	\$6,090.32	\$162,781.29	\$87,218.71	65.11%
B080E41518	EMS TRANSPORT-OP/CIP	\$140,000.00	\$18,664.88	\$104,183.82	\$35,816.18	74.42%
B080E41519	EMS TRANSPORT-CONTNGCY	\$46,850.00	\$6,221.60	\$34,727.85	\$12,122.15	74.13%
B080E41590	MISCELLANEOUS	\$0.00	\$0.00	\$0.00	\$0.00	N/A
	CHARGES FOR SERVICES Totals:	\$686,850.00	\$91,613.89	\$591,266.09	\$95,583.91	86.08%
PROCEEDS SALE OF PUBLIC DEBT						
B080G41720	SALE OF NOTES	\$0.00	\$0.00	\$0.00	\$0.00	N/A
	PROCEEDS SALE OF PUBLIC DEBT Totals:	\$0.00	\$0.00	\$0.00	\$0.00	N/A
MISCELLANEOUS						
B080H41810	SALE OF FIXED ASSETS	\$0.00	\$0.00	\$0.00	\$0.00	N/A
B080H41830	CONTRIBUTIONS & DONATIONS	\$0.00	\$0.00	\$500.00	(\$500.00)	N/A
B080H41840	SERVICE, CLAIMS, ETC	\$0.00	\$0.00	\$0.00	\$0.00	N/A
B080H41850	GOVDEALS-AUCTION ITEMS	\$1,500.00	\$0.00	\$0.00	\$1,500.00	0.00%
B080H41860	LOAN PROCEEDS	\$0.00	\$0.00	\$0.00	\$0.00	N/A
B080H41870	UNCLAIMED & FORFEITED FUNDS	\$0.00	\$0.00	\$0.00	\$0.00	N/A
	MISCELLANEOUS Totals:	\$1,500.00	\$0.00	\$500.00	\$1,000.00	33.33%
NON-REVENUE TRANSFERS & REIMB						
B080I41910	REIMBURSEMENTS	\$4,500.00	\$548.00	\$5,439.34	(\$939.34)	120.87%
B080I41920	TRANSFER FROM GENERAL FUND	\$0.00	\$0.00	\$0.00	\$0.00	N/A
B080I41930	ADVANCED TAXES	\$0.00	\$66,885.23	\$71,070.15	(\$71,070.15)	N/A
B080I41940	MISCELLANEOUS	\$0.00	\$0.00	\$0.00	\$0.00	N/A
	NON-REVENUE TRANSFERS & REIMB Totals:	\$4,500.00	\$67,433.23	\$76,509.49	(\$72,009.49)	1700.21%
*REVENUE Totals:						
		\$920,000.00	\$159,047.12	\$810,333.89	\$109,666.11	88.08%
	FUND TYPE: B Totals:	\$920,000.00	\$159,047.12	\$810,333.89	\$109,666.11	88.08%
B08 Total:			\$810,333.89		\$109,666.11	88.08%

Revenue Report
As Of: 1/1/2024 to 7/31/2024

Account	Description	Budget	MTD Revenue	YTD Revenue	Uncollected	% Collected
B09	PERMISSIVE TAX			Target Percent:	58.33%	
FUND TYPE: B						
*REVENUE						
INTERGOVERNMENTAL REVENUES						
B090D41430	PERMISSIVE TAX	\$21,038.00	\$773.79	\$5,297.30	\$15,740.70	25.18%
	INTERGOVERNMENTAL REVENUES Totals:	\$21,038.00	\$773.79	\$5,297.30	\$15,740.70	25.18%
CHARGES FOR SERVICES						
B090E41590	MISCELLANEOUS	\$0.00	\$0.00	\$0.00	\$0.00	N/A
	CHARGES FOR SERVICES Totals:	\$0.00	\$0.00	\$0.00	\$0.00	N/A
MISCELLANEOUS						
B090H41820	INTEREST ON INVESTMENTS	\$858.00	\$85.13	\$684.81	\$173.19	79.81%
	MISCELLANEOUS Totals:	\$858.00	\$85.13	\$684.81	\$173.19	79.81%
NON-REVENUE TRANSFERS & REIMB						
B090I41910	REIMBURSEMENTS	\$0.00	\$0.00	\$0.00	\$0.00	N/A
B090I41950	TRANSFER FROM GENERAL	\$0.00	\$0.00	\$0.00	\$0.00	N/A
	NON-REVENUE TRANSFERS & REIMB Totals:	\$0.00	\$0.00	\$0.00	\$0.00	N/A
	*REVENUE Totals:	\$21,896.00	\$858.92	\$5,982.11	\$15,913.89	27.32%
	FUND TYPE: B Totals:	\$21,896.00	\$858.92	\$5,982.11	\$15,913.89	27.32%
B09 Total:				\$5,982.11	\$15,913.89	27.32%
B10	POLICE FUND			Target Percent:	58.33%	
FUND TYPE: B						
*REVENUE						
LOCAL TAXES						
B100A41110	REAL ESTATE TAXES	\$590,000.00	\$0.00	\$293,323.12	\$296,676.88	49.72%
B100A41111	PUBLIC UTILITY PROPERTY TAX	\$65,260.03	\$0.00	\$33,167.23	\$32,092.80	50.82%
B100A41120	TANGIBLE PERSONAL PROPERTY TAX	\$0.00	\$0.00	\$0.00	\$0.00	N/A
B100A41150	OTHER LOCALLY LEVIED TAXES	\$0.00	\$0.00	\$0.00	\$0.00	N/A
	LOCAL TAXES Totals:	\$655,260.03	\$0.00	\$326,490.35	\$328,769.68	49.83%
STATE SHARED TAXES & PERMITS						
B100B41214	HOMESTEAD & ROLLBACK	\$30,000.00	\$0.00	\$20,740.60	\$9,259.40	69.14%
B100B41215	ELECTRIC/GAS TANGIBLE PP	\$0.00	\$0.00	\$0.00	\$0.00	N/A
B100B41216	TANGIBLE PERSONAL PROPERTY	\$0.00	\$0.00	\$0.00	\$0.00	N/A
B100B41280	HOUSE TRAILER TAX	\$500.00	\$0.00	\$14,169.63	(\$13,669.63)	2833.93%
	STATE SHARED TAXES & PERMITS Totals:	\$30,500.00	\$0.00	\$34,910.23	(\$4,410.23)	114.46%
INTERGOVERNMENTAL REVENUES						
B100D41410	CPT TRAINING FUNDS	\$0.00	\$0.00	\$3,613.36	(\$3,613.36)	N/A
B100D41420	STATE GRANTS OR AIDS	\$0.00	\$0.00	\$490.05	(\$490.05)	N/A
B100D41430	OTHER GRANTS & AIDS	\$0.00	\$0.00	\$0.00	\$0.00	N/A
	INTERGOVERNMENTAL REVENUES Totals:	\$0.00	\$0.00	\$4,103.41	(\$4,103.41)	N/A
CHARGES FOR SERVICES						
B100E41590	MISCELLANEOUS	\$0.00	\$0.00	\$0.00	\$0.00	N/A
	CHARGES FOR SERVICES Totals:	\$0.00	\$0.00	\$0.00	\$0.00	N/A
PROCEEDS SALE OF PUBLIC DEBT						
B100G41720	SALE OF NOTES	\$0.00	\$0.00	\$0.00	\$0.00	N/A
	PROCEEDS SALE OF PUBLIC DEBT Totals:	\$0.00	\$0.00	\$0.00	\$0.00	N/A

Revenue Report
As Of: 1/1/2024 to 7/31/2024

Account	Description	Budget	MTD Revenue	YTD Revenue	Uncollected	% Collected
MISCELLANEOUS						
B100H41810	SALE OF FIXED ASSETS	\$0.00	\$0.00	\$0.00	\$0.00	N/A
B100H41830	CONTRIBUTIONS & DONATIONS	\$0.00	\$0.00	\$0.00	\$0.00	N/A
B100H41840	SERVICE, CLAIMS, ETC	\$0.00	\$0.00	\$0.00	\$0.00	N/A
B100H41850	GOV DEALS, AUCTION ITEMS	\$25,000.00	\$0.00	\$2,357.89	\$22,642.11	9.43%
	MISCELLANEOUS Totals:	\$25,000.00	\$0.00	\$2,357.89	\$22,642.11	9.43%
NON-REVENUE TRANSFERS & REIMB						
B100I41910	REIMBURSEMENTS	\$15,000.00	\$1,100.00	\$10,434.00	\$4,566.00	69.56%
B100I41920	CPT TRAINING REIMBURSEMENT	\$0.00	\$0.00	\$0.00	\$0.00	N/A
B100I41930	ADVANCED TAXES	\$0.00	\$183,265.52	\$194,732.21	(\$194,732.21)	N/A
B100I41940	MISCELLANEOUS	\$250.00	\$0.00	\$0.00	\$250.00	0.00%
B100I41970	TRANSFERS FROM GENERAL FUND	\$843,059.97	\$0.00	\$370,897.87	\$472,162.10	43.99%
	NON-REVENUE TRANSFERS & REIMB Totals:	\$858,309.97	\$184,365.52	\$576,064.08	\$282,245.89	67.12%
	*REVENUE Totals:	\$1,569,070.00	\$184,365.52	\$943,925.96	\$625,144.04	60.16%
	FUND TYPE: B Totals:	\$1,569,070.00	\$184,365.52	\$943,925.96	\$625,144.04	60.16%
B10 Total:				\$943,925.96	\$625,144.04	60.16%
B11 INCOME TAX						
FUND TYPE: B						
*REVENUE						
LOCAL TAXES						
B110A41140	INCOME TAX	\$899,225.00	\$101,908.15	\$773,459.97	\$125,765.03	86.01%
	LOCAL TAXES Totals:	\$899,225.00	\$101,908.15	\$773,459.97	\$125,765.03	86.01%
INTERGOVERNMENTAL REVENUES						
B110D41500	FEMA TRANSFER	\$0.00	\$0.00	\$0.00	\$0.00	N/A
	INTERGOVERNMENTAL REVENUES Totals:	\$0.00	\$0.00	\$0.00	\$0.00	N/A
CHARGES FOR SERVICES						
B110E41590	MISCELLANEOUS	\$0.00	\$0.00	\$0.00	\$0.00	N/A
	CHARGES FOR SERVICES Totals:	\$0.00	\$0.00	\$0.00	\$0.00	N/A
PROCEEDS SALE OF PUBLIC DEBT						
B110G41720	SALE OF NOTES	\$0.00	\$0.00	\$0.00	\$0.00	N/A
	PROCEEDS SALE OF PUBLIC DEBT Totals:	\$0.00	\$0.00	\$0.00	\$0.00	N/A
NON-REVENUE TRANSFERS & REIMB						
B110I41910	REIMBURSEMENTS	\$750.00	\$46.00	\$632.50	\$117.50	84.33%
B110I41940	MISCELLANEOUS	\$0.00	\$0.00	\$0.00	\$0.00	N/A
B110I41950	UNCLAIMED REFUNDS	\$25.00	\$0.00	\$0.00	\$25.00	0.00%
	NON-REVENUE TRANSFERS & REIMB Totals:	\$775.00	\$46.00	\$632.50	\$142.50	81.61%
	*REVENUE Totals:	\$900,000.00	\$101,954.15	\$774,092.47	\$125,907.53	86.01%
	FUND TYPE: B Totals:	\$900,000.00	\$101,954.15	\$774,092.47	\$125,907.53	86.01%
B11 Total:				\$774,092.47	\$125,907.53	86.01%
B13 ENFORCE AND EDU						
FUND TYPE: B						
*REVENUE						
B130F41612	FINES, LICENSES & PERMITS	\$0.00	\$0.00	\$125.00	(\$125.00)	N/A
	COURT FINES	\$0.00	\$0.00	\$125.00	(\$125.00)	N/A
	ENFORCE AND EDU Totals:	\$0.00	\$0.00	\$125.00	(\$125.00)	N/A
B13 Total:				\$125.00	(\$125.00)	N/A
				Target Percent:	58.33%	
				Target Percent:	58.33%	

Revenue Report
As Of: 1/1/2024 to 7/31/2024

Account	Description	Budget	MTD Revenue	YTD Revenue	Uncollected	% Collected
B13 Total:						
B18	FED ASSET FORFEIT	\$0.00	\$0.00	\$125.00	(\$125.00)	N/A
FUND TYPE: B		\$0.00	\$0.00	\$125.00	(\$125.00)	N/A
*REVENUE		\$0.00	\$0.00	\$125.00	(\$125.00)	N/A
FINES, LICENSES & PERMITS		\$0.00	\$0.00	\$125.00	(\$125.00)	N/A
B180F41611	FORFEITURES OR FINES	\$0.00	\$0.00	\$0.00	\$0.00	N/A
FINES, LICENSES & PERMITS Totals:		\$0.00	\$0.00	\$0.00	\$0.00	N/A
*REVENUE Totals:		\$0.00	\$0.00	\$0.00	\$0.00	N/A
FUND TYPE: B Totals:		\$0.00	\$0.00	\$0.00	\$0.00	N/A
B18 Total:		\$0.00	\$0.00	\$0.00	\$0.00	N/A
Target Percent:					58.33%	
B19 Total:						
B19	CO ASSET FORFEIT	\$0.00	\$0.00	\$0.00	\$0.00	N/A
FUND TYPE: B		\$0.00	\$0.00	\$0.00	\$0.00	N/A
*REVENUE		\$0.00	\$0.00	\$0.00	\$0.00	N/A
FINES, LICENSES & PERMITS		\$0.00	\$0.00	\$0.00	\$0.00	N/A
B190F41611	FORFEITURES OR FINES	\$0.00	\$0.00	\$0.00	\$0.00	N/A
FINES, LICENSES & PERMITS Totals:		\$0.00	\$0.00	\$0.00	\$0.00	N/A
*REVENUE Totals:		\$0.00	\$0.00	\$0.00	\$0.00	N/A
FUND TYPE: B Totals:		\$0.00	\$0.00	\$0.00	\$0.00	N/A
B19 Total:		\$0.00	\$0.00	\$0.00	\$0.00	N/A
Target Percent:					58.33%	
B20 Total:						
B20	COMMUNITY ENRICHMENT CENTER	\$0.00	\$0.00	\$0.00	\$0.00	N/A
FUND TYPE: C		\$0.00	\$0.00	\$0.00	\$0.00	N/A
*REVENUE		\$0.00	\$0.00	\$0.00	\$0.00	N/A
MISCELLANEOUS		\$0.00	\$0.00	\$0.00	\$0.00	N/A
C010H41860	RENTS, LEASES	\$0.00	\$0.00	\$0.00	\$0.00	N/A
MISCELLANEOUS Totals:		\$0.00	\$0.00	\$0.00	\$0.00	N/A
NON-REVENUE TRANSFERS & REIMB		\$0.00	\$0.00	\$0.00	\$0.00	N/A
C010I41910	REIMBURSEMENTS	\$0.00	\$0.00	\$0.00	\$0.00	N/A
C010I41920	TRANSFER FROM GENERAL	\$200,000.00	\$0.00	\$0.00	\$200,000.00	0.00%
C010I41940	MISCELLANEOUS	\$0.00	\$0.00	\$0.00	\$0.00	N/A
NON-REVENUE TRANSFERS & REIMB Totals:		\$200,000.00	\$0.00	\$0.00	\$200,000.00	0.00%
*REVENUE Totals:		\$200,000.00	\$0.00	\$0.00	\$200,000.00	0.00%
FUND TYPE: C Totals:		\$200,000.00	\$0.00	\$0.00	\$200,000.00	0.00%
C01 Total:		\$200,000.00	\$0.00	\$0.00	\$200,000.00	0.00%
Target Percent:					58.33%	
C02 Total:						
C02	DEBT-MUNI COURT	\$0.00	\$0.00	\$0.00	\$0.00	N/A
FUND TYPE: C		\$0.00	\$0.00	\$0.00	\$0.00	N/A
*REVENUE		\$0.00	\$0.00	\$0.00	\$0.00	N/A
PROCEEDS SALE OF PUBLIC DEBT		\$0.00	\$0.00	\$0.00	\$0.00	N/A
C020G41720	SALE OF NOTES	\$0.00	\$0.00	\$0.00	\$0.00	N/A
PROCEEDS SALE OF PUBLIC DEBT Totals:		\$0.00	\$0.00	\$0.00	\$0.00	N/A

Revenue Report
As Of: 1/1/2024 to 7/31/2024

Account	Description	Budget	MTD Revenue	YTD Revenue	Uncollected	% Collected
MISCELLANEOUS						
C020H41820	INTEREST	\$0.00	\$0.00	\$0.00	\$0.00	N/A
C020H41860	RENTS	\$0.00	\$0.00	\$0.00	\$0.00	N/A
	MISCELLANEOUS Totals:	\$0.00	\$0.00	\$0.00	\$0.00	N/A
	*REVENUE Totals:	\$0.00	\$0.00	\$0.00	\$0.00	N/A
	FUND TYPE: C Totals:	\$0.00	\$0.00	\$0.00	\$0.00	N/A
C02 Total:		\$0.00	\$0.00	\$0.00	\$0.00	N/A
D01	CONSTR PROJECTS				58.33%	
FUND TYPE: D						
*REVENUE						
INTERGOVERNMENTAL REVENUES						
D010D41430	OTHER GRANTS OR AID	\$0.00	\$0.00	\$0.00	\$0.00	N/A
D010D41450	ISSUE II FUNDS	\$0.00	\$0.00	\$0.00	\$0.00	N/A
D010D41451	CHURCH ST IMP PHASE 1 CD02V	\$0.00	\$0.00	\$0.00	\$0.00	N/A
D010D41452	CHURCH ST IMP PHASE 2 CD01W	\$0.00	\$0.00	\$0.00	\$0.00	N/A
D010D41453	CHURCH ST IMP PHASE 3 CD01X	\$0.00	\$0.00	\$0.00	\$0.00	N/A
	INTERGOVERNMENTAL REVENUES Totals:	\$0.00	\$0.00	\$0.00	\$0.00	N/A
PROCEEDS SALE OF PUBLIC DEBT						
D010G41710	SALE OF BOND ANTICIPATION NOTES	\$0.00	\$0.00	\$0.00	\$0.00	N/A
D010G41720	SALE OF NOTES	\$0.00	\$0.00	\$0.00	\$0.00	N/A
D010G41730	OWDA LOAN REVENUE	\$0.00	\$0.00	\$0.00	\$0.00	N/A
	PROCEEDS SALE OF PUBLIC DEBT Totals:	\$0.00	\$0.00	\$0.00	\$0.00	N/A
MISCELLANEOUS						
D010H41820	INTEREST ON INVESTMENTS	\$0.00	\$0.00	\$0.00	\$0.00	N/A
	MISCELLANEOUS Totals:	\$0.00	\$0.00	\$0.00	\$0.00	N/A
NON-REVENUE TRANSFERS & REIMB						
D010I41910	REIMBURSEMENTS	\$0.00	\$0.00	\$0.00	\$0.00	N/A
D010I41920	ADV/TRANSFER	\$0.00	\$0.00	\$0.00	\$0.00	N/A
D010I41930	FROM PERMISSIVE TAX	\$0.00	\$0.00	\$0.00	\$0.00	N/A
D010I41931	FULS RD PHASE 1	\$0.00	\$0.00	\$0.00	\$0.00	N/A
D010I41932	FULS RD PHASE 2	\$0.00	\$0.00	\$0.00	\$0.00	N/A
D010I41940	FARM-JOHN WATER MAIN CD100	\$0.00	\$0.00	\$0.00	\$0.00	N/A
D010I41950	CD01T PERRY ST PHASE 1	\$0.00	\$0.00	\$0.00	\$0.00	N/A
D010I41951	WATER SYS FEEDER MAIN-CD15L	\$0.00	\$0.00	\$0.00	\$0.00	N/A
D010I41952	CD02U PERRY ST PHASE II	\$0.00	\$0.00	\$0.00	\$0.00	N/A
D010I41960	PHASE II MAIN STREET	\$0.00	\$0.00	\$0.00	\$0.00	N/A
D010I41965	PHASE III MAIN STREET	\$0.00	\$0.00	\$0.00	\$0.00	N/A
D010I41966	PHASE IV MAIN ST CD020	\$0.00	\$0.00	\$0.00	\$0.00	N/A
D010I41967	PHASE V MAIN ST	\$0.00	\$0.00	\$0.00	\$0.00	N/A
D010I41968	MAIN STREET PHASE 6	\$0.00	\$0.00	\$0.00	\$0.00	N/A
D010I41969	MAIN STREET PHASE 7	\$0.00	\$0.00	\$0.00	\$0.00	N/A
D010I41970	BLOSSER STREET PHASE 1	\$0.00	\$0.00	\$0.00	\$0.00	N/A
D010I41971	BLOSSER STREET PHASE 2	\$0.00	\$0.00	\$0.00	\$0.00	N/A
D010I41972	BLOSSER STREET PHASE 3	\$0.00	\$0.00	\$0.00	\$0.00	N/A
	NON-REVENUE TRANSFERS & REIMB Totals:	\$0.00	\$0.00	\$0.00	\$0.00	N/A

Revenue Report
As Of: 1/1/2024 to 7/31/2024

Account	Description	Budget	MTD Revenue	YTD Revenue	Uncollected	% Collected
*REVENUE Totals:						
FUND TYPE: D Totals:		\$0.00	\$0.00	\$0.00	\$0.00	N/A
D01 Total:		\$0.00	\$0.00	\$0.00	\$0.00	N/A
D02	SEWER REHAB PROJ				58.33%	
FUND TYPE: D						
*REVENUE						
INTERGOVERNMENTAL REVENUES						
D020D41450	SANI SEWER PHASE 13 CD14T	\$0.00	\$0.00	\$0.00	\$0.00	N/A
D020D41451	SANI SEWER PHASE 14 CD01U	\$0.00	\$0.00	\$0.00	\$0.00	N/A
D020D41452	SANI SEWER PHASE 15 CD01V	\$0.00	\$0.00	\$0.00	\$0.00	N/A
D020D41460	SANI SEWER PHASE 16 CD03W	\$0.00	\$0.00	\$0.00	\$0.00	N/A
D020D41461	SANI SEWER PHASE 17	\$0.00	\$0.00	\$0.00	\$0.00	N/A
D020D41462	SANI SEWER PHASE 18	\$0.00	\$0.00	\$0.00	\$0.00	N/A
D020D41463	SANI SEWER PHASE 19	\$0.00	\$0.00	\$0.00	\$0.00	N/A
D020D41464	SANI SEWER PHASE 20	\$0.00	\$0.00	\$0.00	\$0.00	N/A
D020D41470	SANITARY SEWER PHASE 10 CD17P	\$0.00	\$0.00	\$0.00	\$0.00	N/A
D020D41480	SANITARY SEWER PHASE 11 CD16R	\$0.00	\$0.00	\$0.00	\$0.00	N/A
D020D41490	OPWC-CD10S/CD11S	\$0.00	\$0.00	\$0.00	\$0.00	N/A
INTERGOVERNMENTAL REVENUES Totals:						
NON-REVENUE TRANSFERS & REIMB		\$0.00	\$0.00	\$0.00	\$0.00	N/A
D02041960	SEWER FUND TRANSFER	\$0.00	\$0.00	\$0.00	\$0.00	N/A
D02041970	TRANSFERS FROM GENERAL FUND	\$0.00	\$0.00	\$0.00	\$0.00	N/A
NON-REVENUE TRANSFERS & REIMB Totals:						
*REVENUE Totals:		\$0.00	\$0.00	\$0.00	\$0.00	N/A
FUND TYPE: D Totals:		\$0.00	\$0.00	\$0.00	\$0.00	N/A
D02 Total:		\$0.00	\$0.00	\$0.00	\$0.00	N/A
D03	CAP IMPROVEMENT				58.33%	
FUND TYPE: D						
*REVENUE						
SPECIAL ASSESSMENTS						
D030C41360	SPECIAL ASSESSMENTS	\$0.00	\$0.00	\$0.00	\$0.00	N/A
SPECIAL ASSESSMENTS Totals:						
PROCEEDS SALE OF PUBLIC DEBT		\$0.00	\$0.00	\$0.00	\$0.00	N/A
D030G41720	SALE OF NOTES	\$0.00	\$0.00	\$0.00	\$0.00	N/A
PROCEEDS SALE OF PUBLIC DEBT Totals:						
NON-REVENUE TRANSFERS & REIMB		\$0.00	\$0.00	\$0.00	\$0.00	N/A
D03041950	TRANSFERS FROM INCOME TAX	\$23,038.94	\$23,038.94	\$165,165.21	\$32,302.59	83.64%
NON-REVENUE TRANSFERS & REIMB Totals:						
*REVENUE Totals:		\$23,038.94	\$23,038.94	\$165,165.21	\$32,302.59	83.64%
FUND TYPE: D Totals:		\$23,038.94	\$23,038.94	\$165,165.21	\$32,302.59	83.64%
D03 Total:		\$23,038.94	\$23,038.94	\$165,165.21	\$32,302.59	83.64%
D04	ST RESURFACE PROG				58.33%	
FUND TYPE: D						
*REVENUE						
SPECIAL ASSESSMENTS						
D040C41360	SPECIAL ASSESSMENTS	\$0.00	\$0.00	\$0.00	\$0.00	N/A
SPECIAL ASSESSMENTS Totals:						
PROCEEDS SALE OF PUBLIC DEBT		\$0.00	\$0.00	\$0.00	\$0.00	N/A
D040G41720	SALE OF NOTES	\$0.00	\$0.00	\$0.00	\$0.00	N/A
PROCEEDS SALE OF PUBLIC DEBT Totals:						
NON-REVENUE TRANSFERS & REIMB		\$0.00	\$0.00	\$0.00	\$0.00	N/A
D04041950	TRANSFERS FROM INCOME TAX	\$23,038.94	\$23,038.94	\$165,165.21	\$32,302.59	83.64%
NON-REVENUE TRANSFERS & REIMB Totals:						
*REVENUE Totals:		\$23,038.94	\$23,038.94	\$165,165.21	\$32,302.59	83.64%
FUND TYPE: D Totals:		\$23,038.94	\$23,038.94	\$165,165.21	\$32,302.59	83.64%
D04 Total:		\$23,038.94	\$23,038.94	\$165,165.21	\$32,302.59	83.64%
D05	ST RESURFACE PROG				58.33%	
FUND TYPE: D						
*REVENUE						
SPECIAL ASSESSMENTS						
D050C41360	SPECIAL ASSESSMENTS	\$0.00	\$0.00	\$0.00	\$0.00	N/A
SPECIAL ASSESSMENTS Totals:						
PROCEEDS SALE OF PUBLIC DEBT		\$0.00	\$0.00	\$0.00	\$0.00	N/A
D050G41720	SALE OF NOTES	\$0.00	\$0.00	\$0.00	\$0.00	N/A
PROCEEDS SALE OF PUBLIC DEBT Totals:						
NON-REVENUE TRANSFERS & REIMB		\$0.00	\$0.00	\$0.00	\$0.00	N/A
D05041950	TRANSFERS FROM INCOME TAX	\$23,038.94	\$23,038.94	\$165,165.21	\$32,302.59	83.64%
NON-REVENUE TRANSFERS & REIMB Totals:						
*REVENUE Totals:		\$23,038.94	\$23,038.94	\$165,165.21	\$32,302.59	83.64%
FUND TYPE: D Totals:		\$23,038.94	\$23,038.94	\$165,165.21	\$32,302.59	83.64%
D05 Total:		\$23,038.94	\$23,038.94	\$165,165.21	\$32,302.59	83.64%

Revenue Report
As Of: 1/1/2024 to 7/31/2024

Account	Description	Budget	MTD Revenue	YTD Revenue	Uncollected	% Collected
*REVENUE						
PROCEEDS SALE OF PUBLIC DEBT						
D040G41720	SALE OF NOTES	\$0.00	\$0.00	\$0.00	\$0.00	N/A
	PROCEEDS SALE OF PUBLIC DEBT Totals:	\$0.00	\$0.00	\$0.00	\$0.00	N/A
NON-REVENUE TRANSFERS & REIMB						
D040I41910	REIMBURSEMENTS	\$0.00	\$0.00	\$0.00	\$0.00	N/A
D040I41970	TRANSFERS FROM GENERAL FUND	\$0.00	\$0.00	\$0.00	\$0.00	N/A
D040I41980	TRANSFER FROM SS REHAB	\$0.00	\$0.00	\$0.00	\$0.00	N/A
D040I41990	TRANSFER FROM CDBG	\$0.00	\$0.00	\$0.00	\$0.00	N/A
	NON-REVENUE TRANSFERS & REIMB Totals:	\$0.00	\$0.00	\$0.00	\$0.00	N/A
	*REVENUE Totals:	\$0.00	\$0.00	\$0.00	\$0.00	N/A
	FUND TYPE: D Totals:	\$0.00	\$0.00	\$0.00	\$0.00	N/A
D04 Total:		\$0.00	\$0.00	\$0.00	\$0.00	N/A
E01	WATER FUND				58.33%	
FUND TYPE: E						
*REVENUE						
INTERGOVERNMENTAL REVENUES						
E010D41420	STATE GRANTS OR AIDS	\$0.00	\$0.00	\$0.00	\$0.00	N/A
E010D41450	ISSUE II FUNDS	\$0.00	\$0.00	\$0.00	\$0.00	N/A
E010D41500	FEMA TRANSFER	\$0.00	\$0.00	\$0.00	\$0.00	N/A
	INTERGOVERNMENTAL REVENUES Totals:	\$0.00	\$0.00	\$0.00	\$0.00	N/A
CHARGES FOR SERVICES						
E010E41551	WATER CONSUMER SALES	\$450,000.00	\$48,775.34	\$330,642.52	\$119,357.48	73.48%
E010E41552	WATER TAP IN FEES	\$5,000.00	\$0.00	\$4,000.00	\$1,000.00	80.00%
E010E41553	BULK WATER SALES	\$100.00	\$0.00	\$0.00	\$100.00	0.00%
E010E41554	OTHER	\$1,500.00	\$10.00	\$810.00	\$690.00	54.00%
E010E41556	ON/OFF FEES	\$6,000.00	\$950.33	\$5,925.00	\$75.00	98.75%
E010E41558	METER TAMPERING FEES	\$500.00	\$150.00	\$150.00	\$350.00	30.00%
E010E41580	ECKLEY EXTENSION	\$0.00	\$0.00	\$0.00	\$0.00	N/A
E010E41590	MISCELLANEOUS	\$0.00	\$0.00	\$0.00	\$0.00	N/A
	CHARGES FOR SERVICES Totals:	\$463,100.00	\$49,885.67	\$341,527.52	\$121,572.48	73.75%
PROCEEDS SALE OF PUBLIC DEBT						
E010G41720	SALE OF NOTES	\$0.00	\$0.00	\$0.00	\$0.00	N/A
	PROCEEDS SALE OF PUBLIC DEBT Totals:	\$0.00	\$0.00	\$0.00	\$0.00	N/A
MISCELLANEOUS						
E010H41810	SALE OF FIXED ASSETS	\$0.00	\$0.00	\$0.00	\$0.00	N/A
E010H41820	INTEREST ON INVESTMENTS	\$0.00	\$0.00	\$0.00	\$0.00	N/A
E010H41840	DAMAGES, CLAIMS, ETC	\$0.00	\$0.00	\$0.00	\$0.00	N/A
E010H41860	RENTS	\$16,327.00	\$0.00	\$0.00	\$16,327.00	0.00%
E010H41890	OPWC	\$0.00	\$0.00	\$0.00	\$0.00	N/A
	MISCELLANEOUS Totals:	\$16,327.00	\$0.00	\$0.00	\$16,327.00	0.00%
NON-REVENUE TRANSFERS & REIMB						
E010I41910	REIMBURSEMENTS	\$2,000.00	\$836.40	\$3,828.60	(\$1,828.60)	191.43%
E010I41940	MISCELLANEOUS	\$0.00	\$0.00	\$0.00	\$0.00	N/A
E010I41950	UNCLAIMED REFUNDS	\$0.00	\$0.00	\$0.00	\$0.00	N/A

Revenue Report
As Of: 1/1/2024 to 7/31/2024

Account	Description	Budget	MTD Revenue	YTD Revenue	Uncollected	% Collected
E010141970	GENERAL FUND TRANSFER	\$118,573.00	\$0.00	\$0.00	\$118,573.00	0.00%
	NON-REVENUE TRANSFERS & REIMB Totals:	\$120,573.00	\$836.40	\$3,828.60	\$116,744.40	3.18%
	*REVENUE Totals:	\$600,000.00	\$50,722.07	\$345,356.12	\$254,643.88	57.56%
	FUND TYPE: E Totals:	\$600,000.00	\$50,722.07	\$345,356.12	\$254,643.88	57.56%
E01 Total:		\$600,000.00	\$50,722.07	\$345,356.12	\$254,643.88	57.56%
E02	SEWER FUND			Target Percent:	58.33%	
FUND TYPE: E						
*REVENUE						
INTERGOVERNMENTAL REVENUES						
E020D41410	FEDERAL GRANTS OR AIDS	\$0.00	\$0.00	\$0.00	\$0.00	N/A
E020D41420	STATE GRANTS OR AIDS	\$0.00	\$0.00	\$0.00	\$0.00	N/A
E020D41500	FEMA TRANSFER	\$0.00	\$0.00	\$0.00	\$0.00	N/A
	INTERGOVERNMENTAL REVENUES Totals:	\$0.00	\$0.00	\$0.00	\$0.00	N/A
CHARGES FOR SERVICES						
E020E41561	SEWER CONSUMER SALES	\$395,000.00	\$46,753.88	\$318,125.46	\$76,874.54	80.54%
E020E41562	SEWER TAP IN FEES	\$3,000.00	\$0.00	\$2,700.00	\$300.00	90.00%
E020E41563	SEWER OTHER	\$0.00	\$0.00	\$0.00	\$0.00	N/A
E020E41580	ECKLEY EXTENSION	\$0.00	\$0.00	\$0.00	\$0.00	N/A
E020E41590	MISCELLANEOUS	\$0.00	\$0.00	\$0.00	\$0.00	N/A
	CHARGES FOR SERVICES Totals:	\$398,000.00	\$46,753.88	\$320,825.46	\$77,174.54	80.61%
PROCEEDS SALE OF PUBLIC DEBT						
E020G41720	SALE OF NOTES	\$0.00	\$0.00	\$0.00	\$0.00	N/A
	PROCEEDS SALE OF PUBLIC DEBT Totals:	\$0.00	\$0.00	\$0.00	\$0.00	N/A
MISCELLANEOUS						
E020H41810	SALE OF FIXED ASSETS	\$0.00	\$0.00	\$0.00	\$0.00	N/A
E020H41820	INTEREST ON INVESTMENTS	\$0.00	\$0.00	\$0.00	\$0.00	N/A
E020H41840	DAMAGES, CLAIMS, ETC.	\$0.00	\$0.00	\$0.00	\$0.00	N/A
E020H41860	RENTS	\$0.00	\$0.00	\$0.00	\$0.00	N/A
	MISCELLANEOUS Totals:	\$0.00	\$0.00	\$0.00	\$0.00	N/A
NON-REVENUE TRANSFERS & REIMB						
E020I41910	REIMBURSEMENTS	\$2,000.00	\$514.58	\$3,506.78	(\$1,506.78)	175.34%
E020I41940	MISCELLANEOUS	\$0.00	\$0.00	\$0.00	\$0.00	N/A
E020I41941	OPWC-CD14T	\$0.00	\$0.00	\$0.00	\$0.00	N/A
E020I41942	OPWC-CD10S-CD11S	\$0.00	\$0.00	\$0.00	\$0.00	N/A
E020I41950	UNCLAIMED REFUNDS	\$0.00	\$0.00	\$0.00	\$0.00	N/A
	NON-REVENUE TRANSFERS & REIMB Totals:	\$2,000.00	\$514.58	\$3,506.78	(\$1,506.78)	175.34%
	*REVENUE Totals:	\$400,000.00	\$47,268.46	\$324,332.24	\$75,667.76	81.08%
	FUND TYPE: E Totals:	\$400,000.00	\$47,268.46	\$324,332.24	\$75,667.76	81.08%
E02 Total:		\$400,000.00	\$47,268.46	\$324,332.24	\$75,667.76	81.08%
G06	GARBAGE & TRASH			Target Percent:	58.33%	
FUND TYPE: G						
*REVENUE						
CHARGES FOR SERVICES						
G060E41514	GARBAGE & TRASH	\$224,900.00	\$24,857.98	\$163,618.05	\$61,281.95	72.75%

Revenue Report
As Of: 1/1/2024 to 7/31/2024

Account	Description	Budget	MTD Revenue	YTD Revenue	Uncollected	% Collected
G060E41590	MISCELLANEOUS	\$100.00	\$0.00	\$119.00	(\$19.00)	119.00%
	CHARGES FOR SERVICES Totals:	\$225,000.00	\$24,857.98	\$163,737.05	\$61,262.95	72.77%
NON-REVENUE TRANSFERS & REIMB						
G060I41910	REIMBURSEMENTS	\$0.00	\$0.00	\$0.00	\$0.00	N/A
	NON-REVENUE TRANSFERS & REIMB Totals:	\$0.00	\$0.00	\$0.00	\$0.00	N/A
	*REVENUE Totals:	\$225,000.00	\$24,857.98	\$163,737.05	\$61,262.95	72.77%
	FUND TYPE: G Totals:	\$225,000.00	\$24,857.98	\$163,737.05	\$61,262.95	72.77%
G06 Total:		\$225,000.00	\$24,857.98	\$163,737.05	\$61,262.95	72.77%
H04	SIDEWALK,CURB,GUTT				58.33%	
FUND TYPE: H				Target Percent:		
*REVENUE						
SPECIAL ASSESSMENTS						
H040C41320	SIDEWALK, CURB, GUTTER	\$0.00	\$0.00	\$0.00	\$0.00	N/A
	SPECIAL ASSESSMENTS Totals:	\$0.00	\$0.00	\$0.00	\$0.00	N/A
NON-REVENUE TRANSFERS & REIMB						
H040I41910	REIMBURSEMENTS	\$0.00	\$0.00	\$0.00	\$0.00	N/A
H040I41920	NON-REVENUE TRANSFERS & REIMB Totals:	\$0.00	\$0.00	\$0.00	\$0.00	N/A
	*REVENUE Totals:	\$0.00	\$0.00	\$0.00	\$0.00	N/A
	FUND TYPE: H Totals:	\$0.00	\$0.00	\$0.00	\$0.00	N/A
H04 Total:		\$0.00	\$0.00	\$0.00	\$0.00	N/A
Grand Total:		\$6,308,308.80	\$795,086.71	\$4,684,037.96	\$1,624,270.84	74.25%

Target Percent: 58.33%

Filter statement

Filters: Days to Alarm DateTime 7/1/24 to 7/31/24 | Is Active true | Is Locked no

Incident Count per Zone for Date Range

District	# Of Incidents
Brookville	1
Dayton	1
Farmersville	3
Jackson In	68
Jackson Out	8
Perry In	19
Perry Out	16
Trotwood	1
# Of Incidents	117

Filter statement

Filters **Days in Alarm Date Time** 7/1/24 to 7/31/24 **Is Active** true **Is Locked** true

Incidents for District for Date Range

Incident Number	Incident Type	Days in Incident Date	Street Number	Street Name	App
240706-000133-NLFD1	EMS call, excluding vehicle accident with injury	7/6/24	N/A	14169 Eaton Pke	M69
240707-092130-NLFD1	Medical assist, assist EMS crew	7/7/24	101	MILLS	UT6
240708-0749-NLFD1	EMS call, excluding vehicle accident with injury	7/8/24	467	Rosetta	M68
240711-1858-NLFD1	Medical assist, assist EMS crew	7/11/24	247	Clayton	M69
240714-065739-NLFD1	Medical assist, assist EMS crew	7/14/24	442	HOLDERMAN	UT6
240723-120510-NLFD1	Medical assist, assist EMS crew	7/23/24	101	MILLS	UT6
240724-223825-NLFD1	Assist invalid	7/25/24	N/A	54 Sawmill	N/A
240725-101532-NLFD1	Dispatched & canceled en route	7/25/24	5061	FARMERSVILLE GERMANTOWN	N/A
240729-110219-NLFD1	Dispatched & canceled en route	7/29/24	N/A	FARMERSVILLE GRATIS	ST65
240731-121232-NLFD1	Medical assist, assist EMS crew	7/31/24	101	MILLS	E69
BF24070800000004	Motor vehicle accident with no injuries.	7/8/24	14350	WESTBROOK	M69
DF240717000000068	EMS call, excluding vehicle accident with injury	7/17/24	4770	DUGGER	M69
FF240717000000002	Dispatched & canceled en route	7/17/24	12416	CHICKEN BRISTLE	M69
NF240701000000001	EMS call, excluding vehicle accident with injury	7/1/24	11580	Old DAYTON	M69
NF240701000000002	Motor vehicle accident with injuries	7/1/24	N/A	THIRD	C69
					E69
					M69

New Lebanon FD Aug 1, 2024 07:42 AM Fire Incidents

Filter statement

Filters **Days to Allow Outlines** 7/1/24 to 7/31/24 **Is Active** true **Is Locked** false

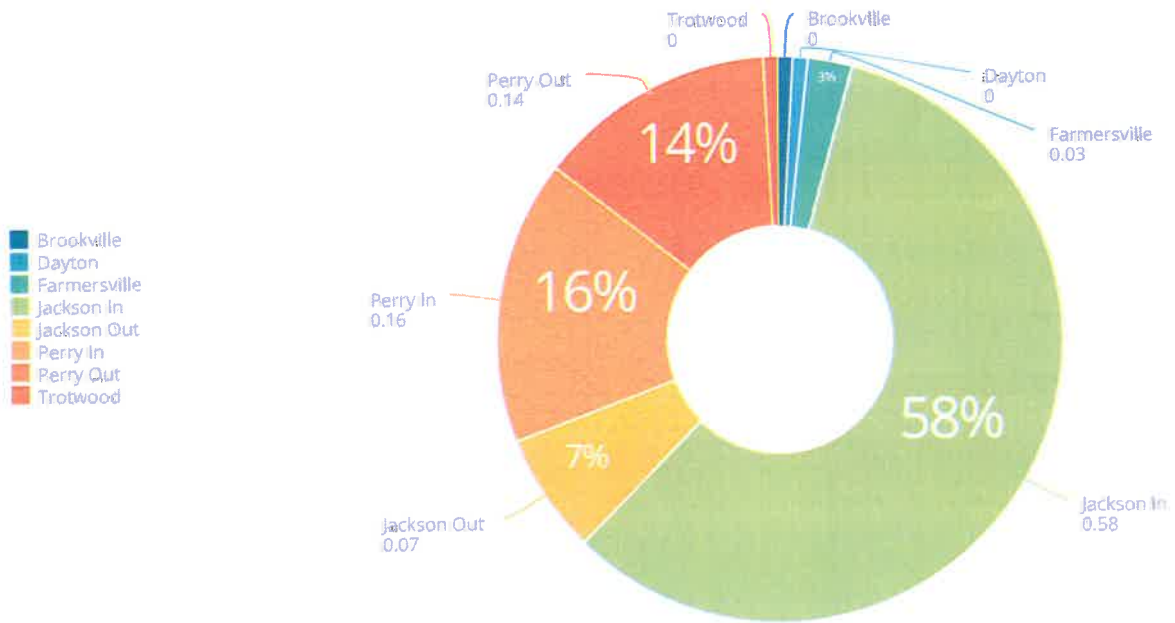
Count of incidents by Incident Type per Zone

Incident Type	Count of Incidents						
	Brookville	Dayton	Farmersville	Jackson In	Jackson Out	Perry In	Perry Out
Alarm system activation, no fire - unintentional							
Assist invalid				2			
Attempted burning, illegal action, other				1			
Building fire				2			
Cooking fire, confined to container							2
Dispatched & canceled en route			3				
EMS call, excluding vehicle accident with injury		1		5	3	14	
Electrical wiring/equipment problem, other				1			
False alarm or false call, other					1		
Gas leak (natural gas or LPG)				1			
Medical assist, assist EMS crew				5			
Motor vehicle accident with injuries				1			

Filter statement

Filters Days in Active Date Range 7/1/24 to 7/31/24 Is Active true Is Locked false

Incident Percentage per District



Filter statement

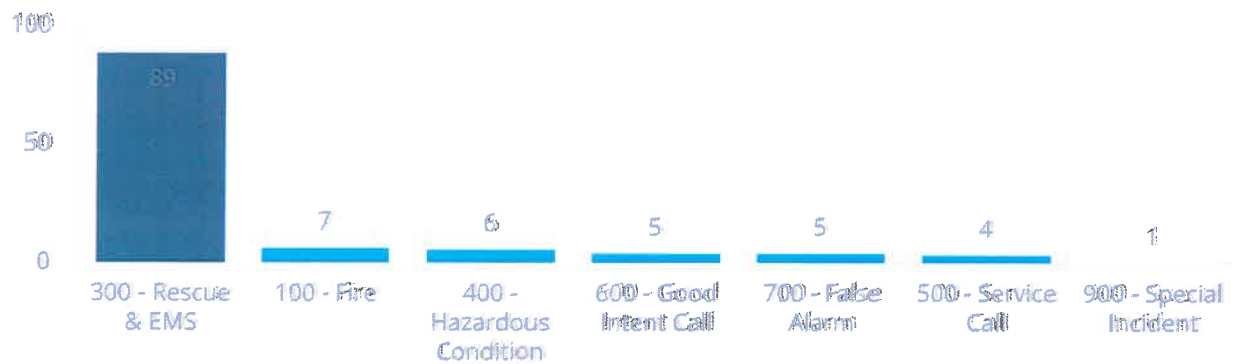
Filters **Alarm Date Range** 7/1/24 to 7/31/24 | **Is Locked** true | **Is Active** true

Fire Address Search

Count of Total Incidents

Count of Total Incidents: **117**

Count of Incidents by Type Group



Filter statement

Filters Alarm Date Range 7/1/24 to 7/31/24 Is Locked true Is Active true

Incident Details

Incident Number	Time in Alarm DateTime	Incident Type Code	Incident Type	Location
NF24070600000...	07/06/2024 03:07:39	111	Building fire	472 GR
NF24072900000...	07/29/2024 12:32:39	111	Building fire	695 HC
NF24070900000...	07/09/2024 14:08:50	113	Cooking fire, confined to container	15 D St
NF24071500000...	07/15/2024 16:27:16	113	Cooking fire, confined to container	582 GR
NF24070900000...	07/09/2024 02:34:06	131	Passenger vehicle fire	210 So
NF24072000000...	07/20/2024 14:06:51	138	Off-road vehicle or heavy equipment fire	1600 G
NF24072700000...	07/27/2024 12:35:46	151	Outside rubbish, trash or waste fire	PREBLE
240707-092130-NLFD1	07/07/2024 14:55:00	311	Medical assist, assist EMS crew	101 MI
240711-1858-NLFD1	07/11/2024 18:42:02	311	Medical assist, assist EMS crew	247 So
240714-065739-NLFD1	07/14/2024 11:56:00	311	Medical assist, assist EMS crew	442 HC
240723-120510-NLFD1	07/23/2024 17:38:00	311	Medical assist, assist EMS crew	101 MI
240731-121232-NLFD1	07/31/2024 17:49:00	311	Medical assist, assist EMS crew	101 MI
240706-000133-NLFD1	07/06/2024 03:28:40	321	EMS call, excluding vehicle accident with injury	14169
240708-0749-NLFD1	07/08/2024 07:34:00	321	EMS call, excluding vehicle accident with injury	467 Ro
DF24071700000...	07/17/2024 13:11:31	321	EMS call, excluding vehicle accident with injury	4770 D
NF24070100000...	07/01/2024 13:16:17	321	EMS call, excluding vehicle accident with injury	11580
NF24070200000...	07/02/2024 09:52:11	321	EMS call, excluding vehicle accident with injury	372 PE
NF24070200000...	07/02/2024 16:56:19	321	EMS call, excluding vehicle accident with injury	101 MI
NF24070200000...	07/02/2024 22:47:29	321	EMS call, excluding vehicle accident with injury	247 So
NF24070300000...	07/03/2024 10:22:04	321	EMS call, excluding vehicle accident with injury	35 Nor

Filter statement

Filters


Alarm Date Range 7/1/24 to 7/31/24 | Is Locked true | Is Active true

Fire Incident Addresses and Location

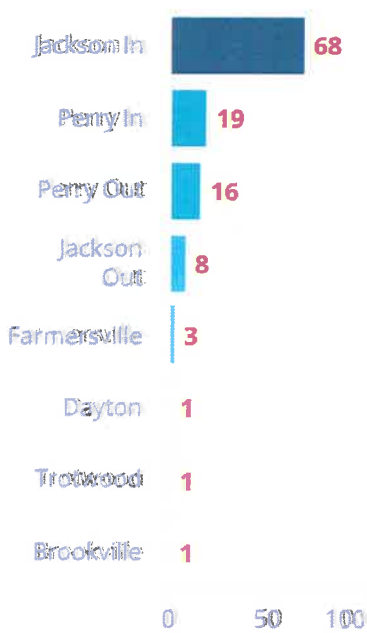
Count of Total Incidents

Incident Number: 117

Count of Incidents by Incident T...



Count of Incidents by District



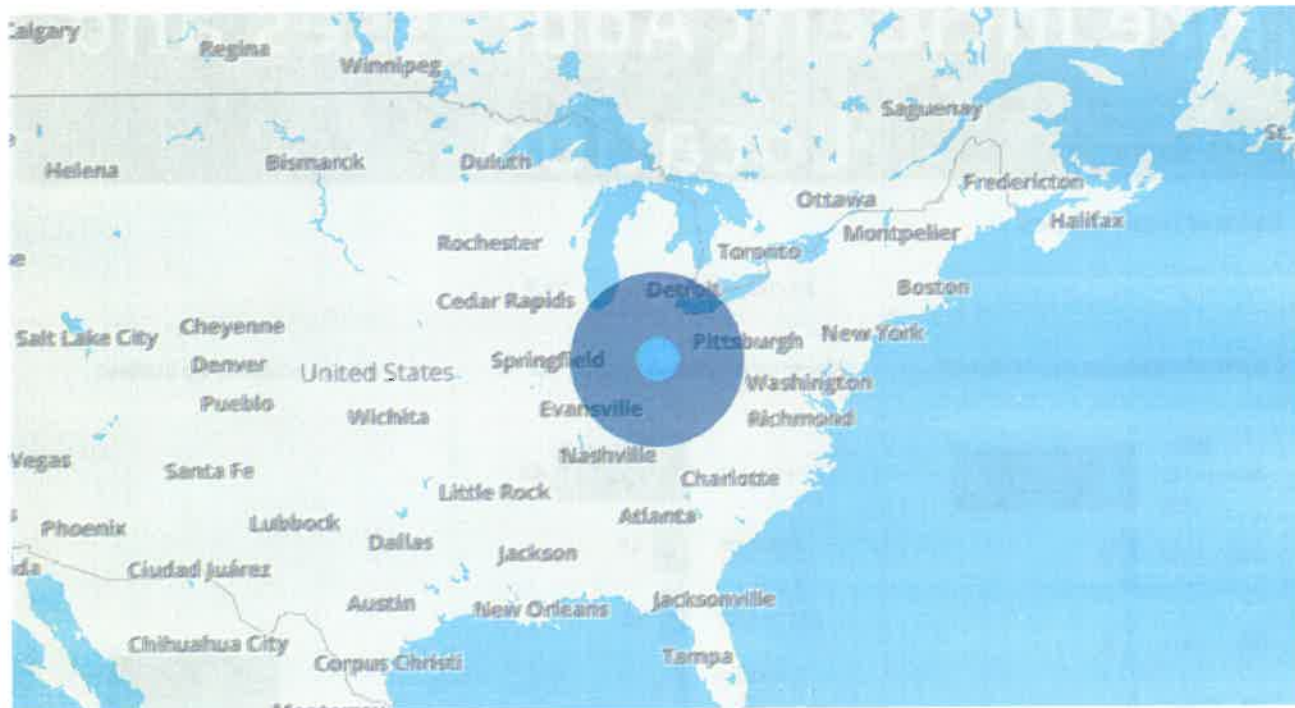
Count of Incidents by Station



Filter statement

Filters **Alarm Date Range** 7/1/24 to 7/31/24 | **Is Locked** true | **Is Active** true

Incident Location by Incident Type Group



Filter statement

Filters **Alarm Date Range** 7/1/24 to 7/31/24 **Is Locked** true **Is Active** true

Incident Details

Incident Number	Incident Date	Incident Type Code	Incident Type
240706-000133-NLFD1	7/6/24	321	EMS call, excluding vehicle accident w
240707-092130-NLFD1	7/7/24	311	Medical assist, assist EMS crew
240708-0749-NLFD1	7/8/24	321	EMS call, excluding vehicle accident w
240711-1858-NLFD1	7/11/24	311	Medical assist, assist EMS crew
240714-065739-NLFD1	7/14/24	311	Medical assist, assist EMS crew
240723-120510-NLFD1	7/23/24	311	Medical assist, assist EMS crew
240724-223825-NLFD1	7/25/24	554	Assist invalid
240725-101532-NLFD1	7/25/24	611	Dispatched & canceled en route
240729-110219-NLFD1	7/29/24	611	Dispatched & canceled en route
240731-121232-NLFD1	7/31/24	311	Medical assist, assist EMS crew
BF24070800000004	7/8/24	324	Motor vehicle accident with no injuries
DF24071700000068	7/17/24	321	EMS call, excluding vehicle accident w
FF24071700000002	7/17/24	611	Dispatched & canceled en route
NF24070100000001	7/1/24	321	EMS call, excluding vehicle accident w
NF24070100000002	7/1/24	322	Motor vehicle accident with injuries
NF24070100000003	7/1/24	412	Gas leak (natural gas or LPG)
NF24070200000001	7/2/24	321	EMS call, excluding vehicle accident w
NF24070200000002	7/2/24	321	EMS call, excluding vehicle accident w
NF24070200000003	7/2/24	321	EMS call, excluding vehicle accident w
NF24070300000001	7/3/24	321	EMS call, excluding vehicle accident w
NF24070300000002	7/3/24	321	EMS call, excluding vehicle accident w
NF24070300000003	7/3/24	900	Special type of incident, other
NF24070400000001	7/4/24	622	No incident found on arrival at dispat
NF24070400000002	7/4/24	321	EMS call, excluding vehicle accident w
NF24070600000001	7/6/24	321	EMS call, excluding vehicle accident w

1-25 of 117 Results

1 2 3 4 5 >

Rows per page 25